

BB02-BL

CUSTOMER PRODUCT SPECIFICATION SHEET

RoHS
Compliant

BB02-BL :- 1.27mm (0.05") PIN HEADER, SINGLE ROW, STRAIGHT, THROUGH HOLE - 02 TO 50 CONTACTS

SPECIFICATIONS

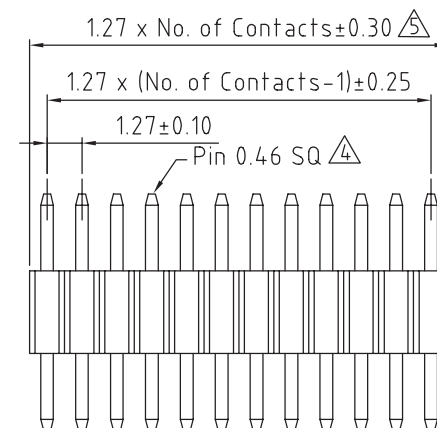
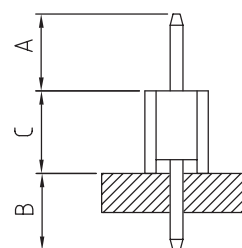
CURRENT RATING	1 AMP
INSULATOR RESISTANCE	1000 MEGOHMS MIN.
DIELECTRIC WITHSTANDING	AC 300 V
OPERATING TEMPERATURE	-40°C TO +105°C
CONTACT MATERIAL	BRASS
INSULATOR MATERIAL	THERMO PLASTIC, UL 94V-0
	STANDARD LCP Δ
PLATING	GOLD, TIN, OR SELECTIVE OVER 30~50U" NICKEL
SOLDERABILITY	IR REFLOW: 280°C FOR 10 SEC
	WAVE: 250°C FOR 5-10 SEC
	MANUAL SOLDER: 380°C FOR 3-5 SEC

PACKED IN BOX Δ Δ

NOTE

SELECTIVE PLATING: GOLD PLATED ON CONTACT, TIN ON SOLDER AREA

MATES WITH: - BB02-CE BB02-NP
BB02-CF
BB02-NU



HOW TO ORDER

BB02 - BLXX1 - XX2 - XXXX00

NO. OF CONTACTS
 Δ 02 TO 50

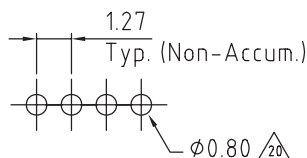
CONTACT PLATING OPTIONS

K = GOLD FLASH (STANDARD)
A = 10U" GOLD ON CONTACT/GOLD FLASH ON TAIL
B = 15U" GOLD ON CONTACT/GOLD FLASH ON TAIL
C = 30U" GOLD ON CONTACT/GOLD FLASH ON TAIL
T = BRIGHT TIN
M = MATT TIN
D = GOLD FLASH ON CONTACT/BRIGHT TIN ON TAIL
E = 10U" GOLD ON CONTACT/BRIGHT TIN ON TAIL
F = 15U" GOLD ON CONTACT/BRIGHT TIN ON TAIL
G = 30U" GOLD ON CONTACT/BRIGHT TIN ON TAIL

HEIGHT 'C'
A = 2.54mm
B = 3.0mm
C = 1.7mm
 Δ

DIMENSION A (1/10mm)
28 TO SUIT BB02-CF
60 TO SUIT BB02-CE
PLEASE SPECIFY PIN
LENGTH REQUIRED
I.E. 2.5mm = 25
TOL = ± 0.25 mm

DIMENSION B (1/10mm)
26 TO SUIT BB02-CE
26 TO SUIT BB02-CF
PLEASE SPECIFY PIN
LENGTH REQUIRED
I.E. 2.5mm = 25
TOL = ± 0.25 mm



RECOMMENDED PC BOARD HOLE LAYOUT
(TOLERANCE: ± 0.05)

REV.	DATE & DRN
10	11/04/03 - AMCI RELEASE
11	28/07/04 - NYW
12	10/02/05 - NYW
13	12/08/05 - CHC
14	19/09/05 - NYW
15	02/11/05 - NYW
16	17/07/06 - NYW
17	20/02/08 - NYW
18	30/12/08 - CHC
19	02/10/09 - NYW
20	09/03/11 - NYW

Scale:	5:1
Drawn:	CHC
App'd:	XXX
Date:	9 MAR '11
THIRD ANGLE	
Title	PIN HEADER
Revision:	2.0
Material	SEE NOTE
Unit	mm



THIS DRAWING IS CONFIDENTIAL AND MUST NOT BE
COPIED OR DISCLOSED WITHOUT WRITTEN CONSENT

Type: BB02-BL

BB02-BL

Drawing Number:

Sheet 1 of 1

Drawing © E and O E