BB02-BM

CUSTOMER PRODUCT SPECIFICATION SHEET

RoHS Compliant

BB02-BM :- 1.27mm (0.05")PIN HEADER, SINGLE ROW, STRAIGHT, SMT TYPE, 3 TO 32 CONTACTS

SPECIFICATIONS

CURRENT RATING	1 AMP
INSULATOR RESISTANCE	1000 MEGOHMS MIN.
DIELECTRIC WITHSTANDING	AC 300 V
OPERATING TEMPERATURE	-40°C TO +105°C
CONTACT MATERIAL	BRASS
INSULATOR MATERIAL	THERMO PLASTIC, UL 94V-0 STANDARD LCP
PLATING	GOLD, TIN, OR SELECTIVE OVER 30~50U" NICKEL
SOLDERABILITY	IR REFLOW: 280°C FOR 10 SEC MANNUAL SOLDER: 380°C FOR 3-5 SEC

MATES WITH :- BB02-CE BB02-NP
BB02-CF
BB02-NU

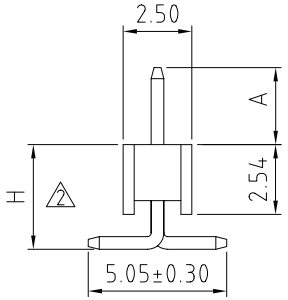

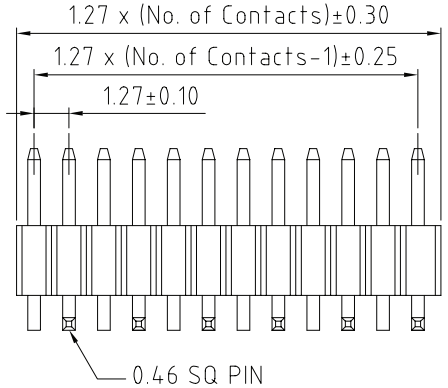

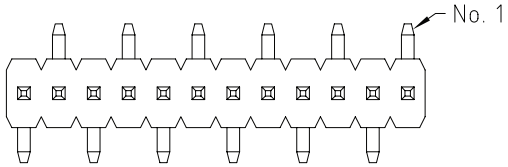

B2 Type

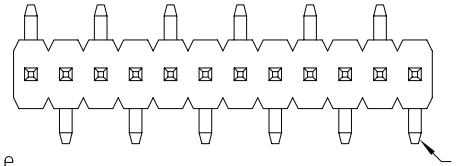

B1 Type

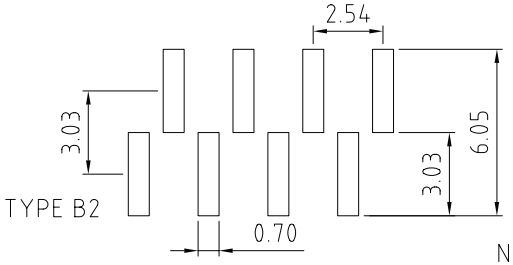

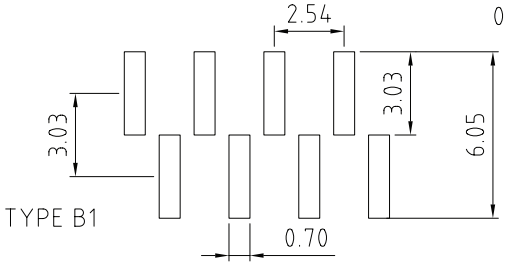

RECOMMENDED PC BOARD SMD LAYOUTS
(TOLERANCE: ±0.05)

HOW TO ORDER

B B 0 2 - B M X X 1 - X X X - X X X X 0 0

NO. OF CONTACTS
03 TO 32 1

CONTACT PLATING OPTIONS 2
K = GOLD FLASH (STANDARD)
A = 10U" GOLD ON CONTACT/GOLD FLASH ON TAIL
B = 15U" GOLD ON CONTACT/GOLD FLASH ON TAIL
C = 30U" GOLD ON CONTACT/GOLD FLASH ON TAIL
T = BRIGHT TIN
M = MATT TIN
D = GOLD FLASH ON CONTACT/TIN ON TAIL
E = 10U" GOLD ON CONTACT/TIN ON TAIL
F = 15U" GOLD ON CONTACT/TIN ON TAIL
G = 30U" GOLD ON CONTACT/TIN ON TAIL

1 = B1 TYPE
2 = B2 TYPE

PACKAGING OPTIONS 1
3 - TUBE
5 - TUBE & CAP
6 - T & R
8 - T & R & CAP

PIN LENGTH A (1/10mm)
PLEASE SPECIFY PIN LENGTH REQUIRED
I.E. 2.5mm = 25
TOL. ±0.25mm
MAXIMUM = 12.0mm = 120 4

PIN LENGTH H (1/10mm) 2
PLEASE SPECIFY PIN LENGTH REQUIRED
I.E. 2.5mm=25
TOL. ±0.25mm
MINIMUM = 3.0mm = 30 4

REV.	DATE & DRN	
1.0	16/05/'02 - A.MCI	RELEASE
1.1	10/02/'05 - NYW	REMOVE PACK OPTION 1,4&7. MAX. PIN NO. 20 -> 32.
1.2	13/07/'05 - NYW	AMEND PLATING OPTION. ADD OPTION H.
1.3	17/07/'06 - NYW	DRAWING MODIFICATION.
1.4	31/03/'08 - CHC	ADD MAXIMUM OF LENGTH A. ADD MINIMUM OF LENGTH H.
1.5	30/12/'08 - CHC	ADD TOLERANCE. REMOVE CP, CT, CY FROM MATING PARTS.

Scale: 5:1	THIRD ANGLE	Unstated Tolerances: X. ± 0.30, .X ± 0.25, .XX ± 0.15, .XXX ± 0.10	Material SEE NOTE
Drawn: CHC			
App'd: XXXX	Title PIN HEADER		NOT TO SCALE
Date: 30 DEC '08	Revision: 1.5		UNIT: mm

Infratron®

© THIS DRAWING IS CONFIDENTIAL AND MUST NOT BE COPIED OR DISCLOSED WITHOUT WRITTEN CONSENT

Type: BB02-BM
Drawing Number: BB02-BM
Sheet 1 of 1
Drawing © E and O E