

BB02-CP :- 1.27mm (0.05") STRAIGHT SMD FEMALE HEADER, SINGLE ROW - 2 TO 40 CONTACTS, DUAL ENTRY

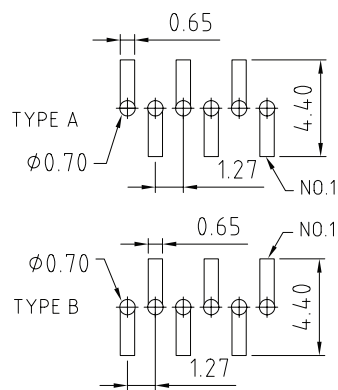
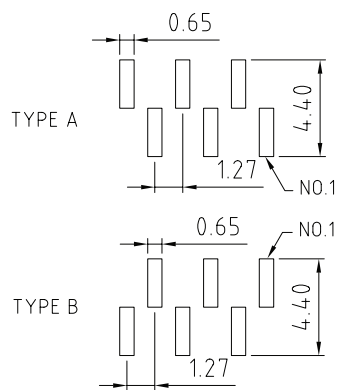
SPECIFICATIONS

CURRENT RATING	1 AMP
INSULATOR RESISTANCE	1000 MEGOHMS MIN.
DIELECTRIC WITHSTANDING	300 V AC/DC
CONTACT RESISTANCE	20m OHMS MAX.
OPERATING TEMPERATURE	-40°C TO +105°C
CONTACT MATERIAL	PHOSPHOR BRONZE
INSULATOR MATERIAL	POLYESTER UL 94V-0
	STANDARD: NYLON 6T
PLATING	GOLD, TIN OR SELECTIVE OVER 30~50U" NICKEL
SOLDERABILITY	IR REFLOW: 260°C FOR 10 SEC
	WAVE: 230°C FOR 5-10 SEC
	MANUAL SOLDER: 350°C FOR 3-5 SEC

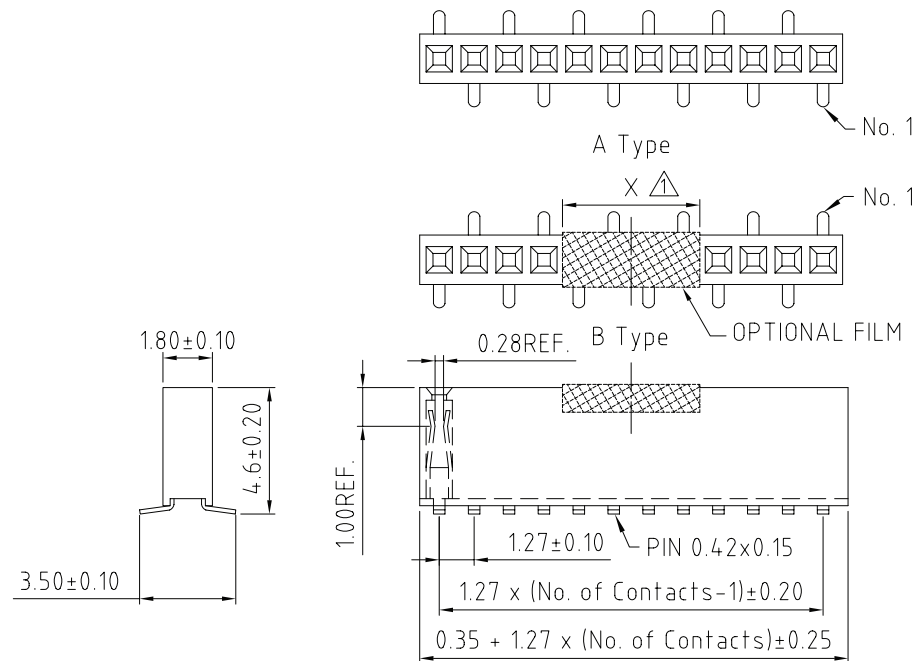
NOTES:

1. RECOMMENDED MATING PIN LENGTH FOR TOP ENTRY: 3.5MM. \triangle

MATES WITH: - (0.40 SQUARE PINS)

BB02-NA
BB02-NB
BB02-NC

RECOMMENDED PCB LAYOUT FOR TOP ENTRY RECOMMENDED PCB LAYOUT FOR BOTTOM ENTRY



X	PIN NO.
5mm	02-25pins
10mm	26-40pins



HOW TO ORDER

B B 0 2 - C P X X 2 - X X X - 0 0 0 0 0 0

NO. OF CONTACTS
02 TO 40

CONTACT PLATING OPTIONS

K = GOLD FLASH (STANDARD)
A = 10U" GOLD ON CONTACT/GOLD FLASH ON TAIL
B = 15U" GOLD ON CONTACT/GOLD FLASH ON TAIL
C = 30U" GOLD ON CONTACT/GOLD FLASH ON TAIL
T = BRIGHT TIN
M = MATT TIN
D = GOLD FLASH ON CONTACT/BRIGHT TIN ON TAIL
E = 10U" GOLD ON CONTACT/BRIGHT TIN ON TAIL
F = 15U" GOLD ON CONTACT/BRIGHT TIN ON TAIL
G = 30U" GOLD ON CONTACT/BRIGHT TIN ON TAIL

FOOTPRINT TYPE
A = A TYPE
B = B TYPEPACKAGING OPTIONS \triangle
3 - TUBE
4 - TUBE & FILM
6 - T & R
7 - T & R & FILM

REV. DATE & DRN
10 08/04/05 - NYW RELEASE
11 17/03/06 - NYW
12 20/07/06 NYW
13 05/06/07 - CHC
14 10/02/07 - NYW
15 05/05/08 - CHC
16 26/12/08 - CHC

17 05/05/08 - CHC
18 05/05/08 - CHC
19 05/05/08 - CHC
20 05/05/08 - CHC
21 05/05/08 - CHC
22 05/05/08 - CHC
23 05/05/08 - CHC
24 05/05/08 - CHC
25 05/05/08 - CHC
26 05/05/08 - CHC

Scale: 5:1
Drawn: CHC
App'd: XXXX
Date: 26 DEC '08

THIRD ANGLE
Title SOCKET
Revision: 1.6

Unstated Tolerances:
X ± 0.30
X ± 0.25
XX ± 0.15
XXX ± 0.10

Material
SEE NOTE
NOT TO SCALE
UNIT: mm

Infratron®
THIS DRAWING IS CONFIDENTIAL AND MUST NOT BE COPIED OR DISCLOSED WITHOUT WRITTEN CONSENT

Type: BB02-CP
BB02-CP
Drawing Number:
Sheet 1 of 1
Drawing © E and O E