

BB02-EB :- 1.27mm X 2.54mm (0.05" X 0.1") SMD SOCKET, DUAL ROW, STRAIGHT, 06 TO 80 CONTACTS, DUAL ENTRY

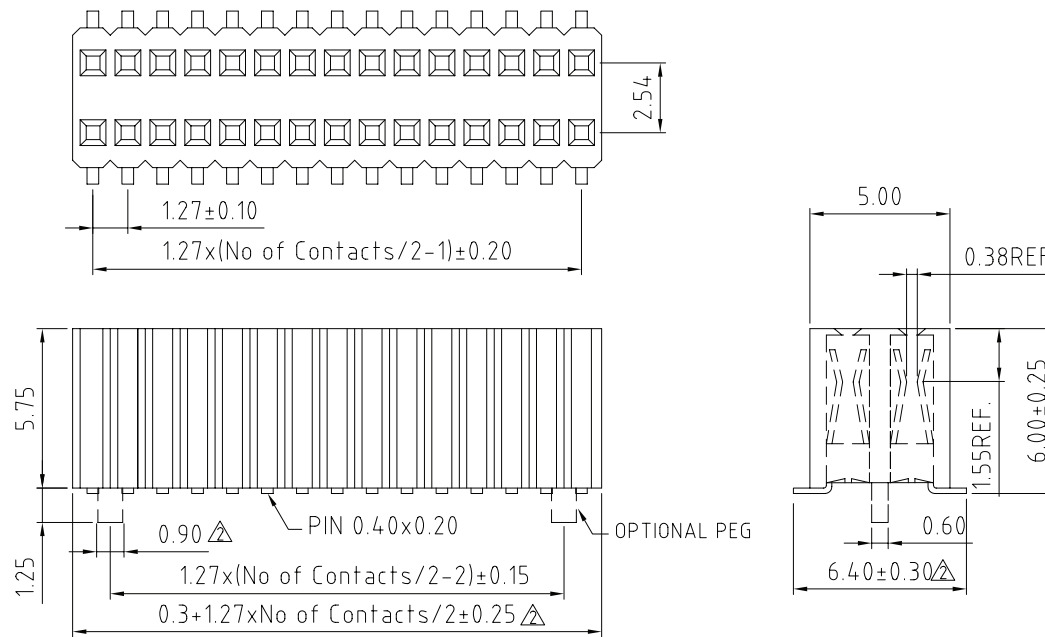
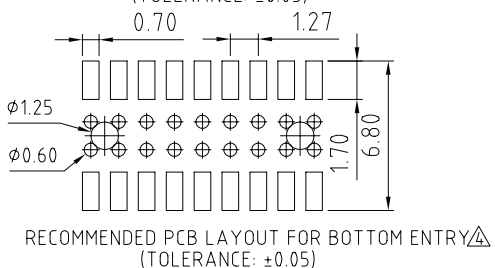
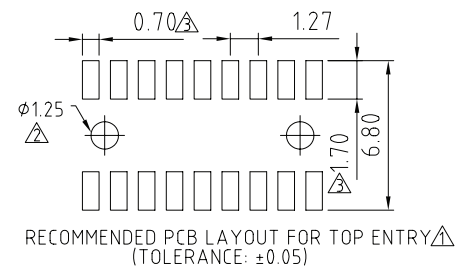
SPECIFICATIONS

CURRENT RATING	1 AMP
INSULATOR RESISTANCE	1000 MEGOHMS MIN.
DIELECTRIC WITHSTANDING	AC 300 V
CONTACT RESISTANCE	20m OHMS MAX.
OPERATING TEMPERATURE	-40°C TO +105°C
CONTACT MATERIAL	PHOSPHOR BRONZE
INSULATOR MATERIAL	POLYESTER UL 94V-0
	STANDARD NYLON 6T
PLATING	GOLD, TIN OR SELECTIVE OVER 30-50U" NICKEL
SOLDERABILITY	IR REFLOW: 260°C FOR 10 SEC
	WAVE: 230°C FOR 5-10 SEC
	MANUAL SOLDER: 350°C FOR 3-5 SEC


NOTES:

1. RECOMMENDED MATING PIN LENGTH FOR TOP ENTRY: 4.0MM.△

MATES WITH: - BB02-DA
BB02-DE
BB02-DF
BB02-DG



HOW TO ORDER

B B 0 2				-	E B X X 2					-	X X 0			-	X 0 0 0 0 0											
NO. OF CONTACTS 06 TO 80 				CONTACT PLATING OPTIONS											PACKAGING OPTIONS						WITH OR WITHOUT LOCATING PEGS					
				K = GOLD FLASH (STANDARD)											3 - TUBE						1 = WITH					
				A = 10U" GOLD ON CONTACT/GOLD FLASH ON TAIL											5 - TUBE & CAP											
				B = 15U" GOLD ON CONTACT/GOLD FLASH ON TAIL											6 - T & R											
				C = 30U" GOLD ON CONTACT/GOLD FLASH ON TAIL											8 - T & R & CAP											
				T = BRIGHT TIN																						
				M = MATT TIN																						
				D = GOLD FLASH ON CONTACT/BRIGHT TIN ON TAIL																						
				E = 10U" GOLD ON CONTACT/BRIGHT TIN ON TAIL																						
				F = 15U" GOLD ON CONTACT/BRIGHT TIN ON TAIL																						
				G = 30U" GOLD ON CONTACT/BRIGHT TIN ON TAIL																						

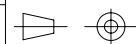
Scale: 5:1

Drawn: CHC

App'd: XXXX

Date: 30 DEC '08

THIRD ANGLE



Title SOCKET

Revision: 1.6

Unstated Tolerances:
X ± 0.30
X ± 0.25
XX ± 0.15
XXX ± 0.10

Material
SEE NOTE

NOT TO SCALE

UNIT: mm



THIS DRAWING IS CONFIDENTIAL AND MUST NOT BE
COPIED OR DISCLOSED WITHOUT WRITTEN CONSENT

Type: BB02-EB

BB02-EB

Drawing Number:

Sheet 1 of 1

Drawing © E and O E