

BB02-GQ

CUSTOMER PRODUCT SPECIFICATION SHEET

RoHS
Compliant

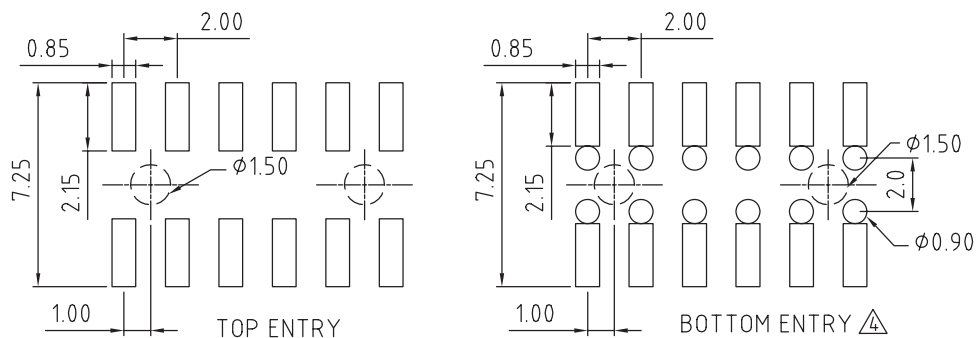
BB02-GQ :- 2.00mm x 2.00mm (0.079" x 0.079") SOCKET, SMD, DUAL ENTRY, DUAL ROW - 06 to 80 CONTACTS

SPECIFICATIONS

CURRENT RATING	2 AMP
INSULATOR RESISTANCE	1000 MEGOHMS MIN.
CONTACT RESISTANCE	20 m ohms MAX
DIELECTRIC WITHSTANDING	500 V AC/DC
OPERATING TEMPERATURE	-40°C TO +105°C
CONTACT MATERIAL	PHOSPHOR BRONZE
INSULATOR MATERIAL	THERMOPLASTIC, UL 94V-0
	STANDARD: NYLON 6T

PLATING GOLD, TIN, OR SELECTIVE OVER 30~50U" NICKEL
SOLDERABILITY IR REFLOW: 260°C FOR 10 SEC
MANUAL SOLDER: 350°C FOR 3-5 SEC

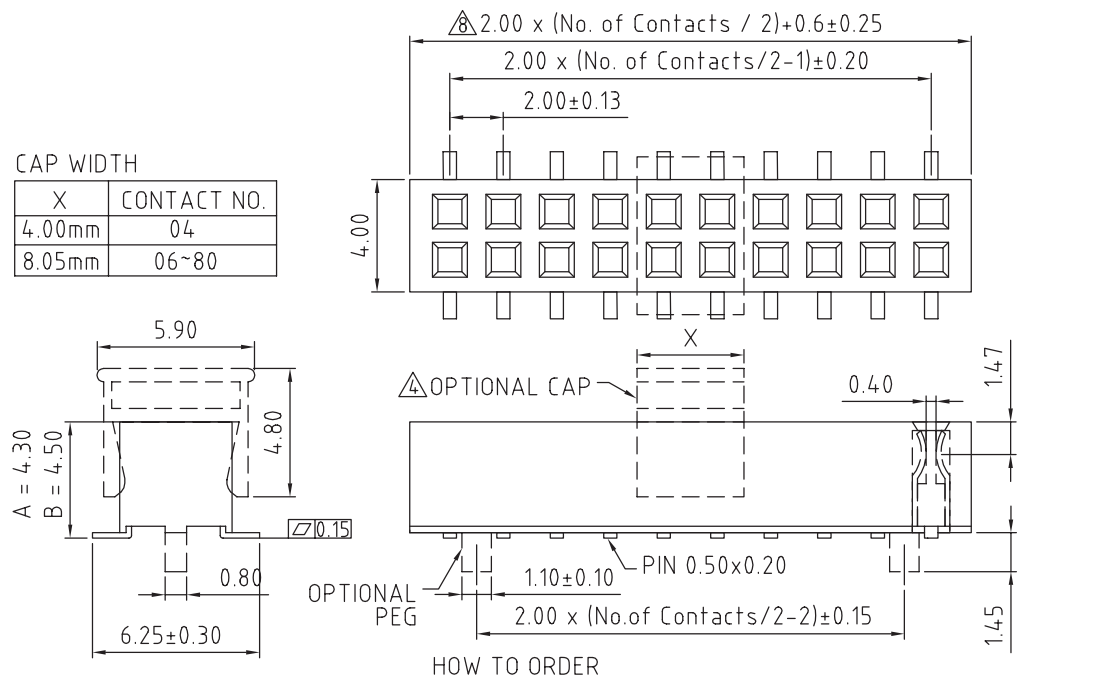
MATES WITH :- BB02-FA BB02-FQ BB02-FW
BB02-FD BB02-FR BB02-FY
BB02-FE BB02-FS BB02-FZ
BB02-FG BB02-FT BB02-RH
BB02-FP BB02-FU BB02-RN

RECOMMENDED MATING PIN LENGTH FROM TOP ENTRY IS 3.0MM Δ 

RECOMMENDED PC BOARD LAYOUT
(TOLERANCE: ± 0.05)

CAP WIDTH

X	CONTACT NO.
4.00mm	04
8.05mm	06-80



BB02 - GQXX2 - XXX - XXXX

NO. OF
CONTACTS
06 TO 80

CONNECTOR
PROFILE
A = 4.3mm
B = 4.5mm

PACKAGING OPTIONS
3 - TUBE
4 - TUBE & FILM
5 - TUBE & CAP
6 - T & R
7 - T & R & FILM
8 - T & R & CAP

WITH OR WITHOUT
LOCATING PEG
A = WITH
B = WITHOUT

CONTACT PLATING OPTIONS Δ Δ
K = GOLD FLASH (STANDARD)
A = 10U" GOLD ON CONTACT/GOLD FLASH ON TAIL
B = 15U" GOLD ON CONTACT/GOLD FLASH ON TAIL
C = 30U" GOLD ON CONTACT/GOLD FLASH ON TAIL
T = BRIGHT TIN
M = MATT TIN
D = GOLD FLASH ON CONTACT/BRIGHT TIN ON TAIL

REV.	DATE & DRN
10	01/04/05 - NYW RELEASE
11	20/04/05 - NYW
12	10/08/05 - NYW
13	19/02/07 - CHC
14	23/04/07 - NYW
15	26/09/07 - CHC
16	20/05/08 - CHC
17	05/02/09 - CHC
18	08/09/11 - NYW

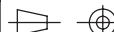
Scale: 5:1

Drawn: CHC

App'd: XXXX

Date: 8 SEP '11

THIRD ANGLE



Title SOCKET

Revision: 1.8

Unstated Tolerances:
X. ± 0.30
X. ± 0.25
.XX ± 0.15
.XXX ± 0.10

Material
SEE NOTE

NOT TO SCALE

Unit: mm



THIS DRAWING IS CONFIDENTIAL AND MUST NOT BE
COPIED OR DISCLOSED WITHOUT WRITTEN CONSENT

Type: BB02-GQ

BB02-GQ

Drawing Number:

Sheet 1 of 1

Drawing © E and O E