

BB02-HY

CUSTOMER PRODUCT SPECIFICATION SHEET

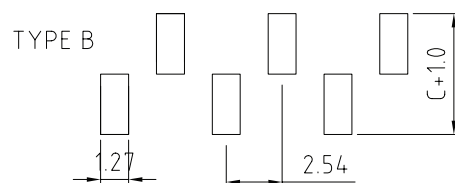
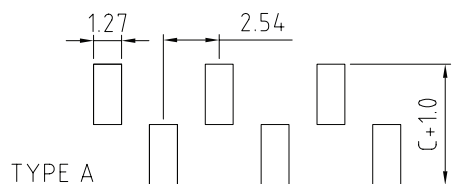
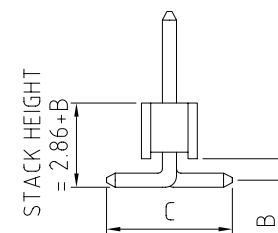
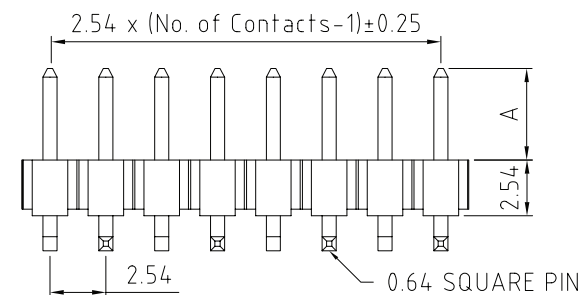
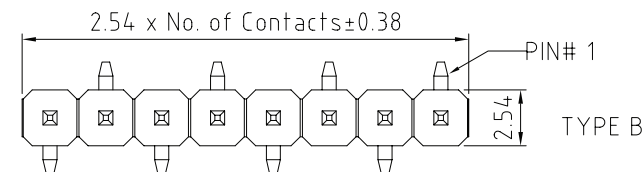
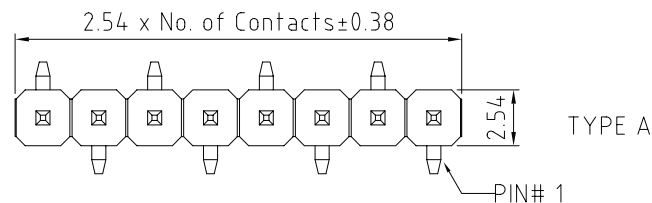
RoHS
Compliant

BB02-HY:- 2.54MM (0.1") PIN HEADER, SINGLE ROW, STRAIGHT, SMT TYPE, 2 TO 40 CONTACTS

SPECIFICATIONS

CURRENT RATING	3 AMP
INSULATOR RESISTANCE	1000 MEGOHMS MIN.
CONTACT RESISTANCE	20 MILLIOHMS MAX
DIELECTRIC WITHSTANDING	AC 600 V
OPERATING TEMPERATURE	-40°C TO +105°C
CONTACT MATERIAL	BRASS
INSULATOR MATERIAL	POLYESTER UL 94V-0 STANDARD NYLON-6T
PLATING	GOLD, TIN, OR SELECTIVE OVER 30-50U" NICKEL
SOLDERABILITY	IR REFLOW: 260°C FOR 10 SEC WAVE: 230°C FOR 5-10 SEC MANUAL SOLDER: 350°C FOR 3-5 SEC

MATES WITH: -	BB02-JB	BB02-JJ	BB02-KR
	BB02-JC	BB02-JL	
	BB02-JE	BB02-JR	
	BB02-JF	BB02-JS	
	BB02-JG	BB02-JT	

RECOMMENDED PCB LAYOUT
(TOLERANCE: ±0.05)

HOW TO ORDER

BB02 - HYXX1 - XXX - XXXXX

NO. OF
CONTACTS
02 TO 40

CONTACT PLATING OPTIONS

K = GOLD FLASH (STANDARD)
A = 10U" GOLD ON CONTACT/GOLD FLASH ON TAIL
B = 15U" GOLD ON CONTACT/GOLD FLASH ON TAIL
C = 30U" GOLD ON CONTACT/GOLD FLASH ON TAIL
T = BRIGHT TIN
M = MATT TIN
D = GOLD FLASH ON CONTACT/BRIGHT TIN ON TAIL
E = 10U" GOLD ON CONTACT/BRIGHT TIN ON TAIL
F = 15U" GOLD ON CONTACT/BRIGHT TIN ON TAIL
G = 30U" GOLD ON CONTACT/BRIGHT TIN ON TAIL

CONNECTOR TYPE

A = A TYPE
B = B TYPE

PACKING OPTIONS

2 = TRAY
3 = TUBE
5 = TUBE & CAP
6 = TAPE & REEL
8 = TAPE & REEL & CAP

PIN LENGTH A (1/10mm)

PLEASE SPECIFY PIN
LENGTH REQUIRED
I.E. 2.5mm = 25
STANDARD = 58
TOL.: ±0.25MM

PIN LENGTH B (1/10mm)

PLEASE SPECIFY PIN
LENGTH REQUIRED
I.E. 2.5mm = 25
STANDARD = 13
MINIMUM = 05
TOL.: ±0.25MM

PIN LENGTH C (1/10mm)

PLEASE SPECIFY PIN
LENGTH REQUIRED
I.E. 2.5mm = 25
STANDARD = 51
TOL.: ±0.3MM

REV.	DATE & DRN
10	16/07/06 - AIR RELEASE
11	22/05/06 - NYW
12	26/07/06 - NYW
13	15/01/08 - CHC
14	20/01/09 - NYW
15	20/01/09 - NYW

Scale: 4:1	THIRD ANGLE	Unstated Tolerances: X. ± 0.30 X. ± 0.25 XX ± 0.15 XXX ± 0.10	Material SEE NOTE
Drawn: NJR			
App'd: XXXX	Title PIN HEADER		NOT TO SCALE
Date: 20 JAN '09	Revision: 1.5		Unit: mm



THIS DRAWING IS CONFIDENTIAL AND MUST NOT BE
COPIED OR DISCLOSED WITHOUT WRITTEN CONSENT

Type: BB02-HY
BB02-HY
Drawing Number:
Sheet 1 of 1
Drawing © E and O E