

BB02-KH

CUSTOMER PRODUCT SPECIFICATION SHEET

RoHS
Compliant

BB02-KH:- 2.54mm X 2.54mm (0.1" X 0.1") SOCKET, DUAL ROW, STRAIGHT, THROUGH HOLE - 04 TO 80 CONTACTS

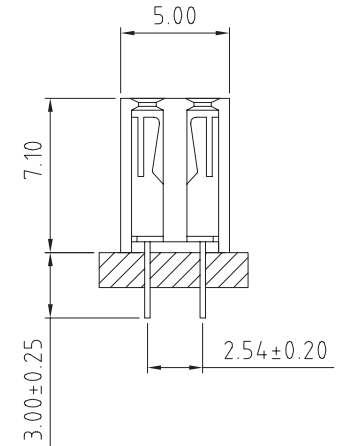
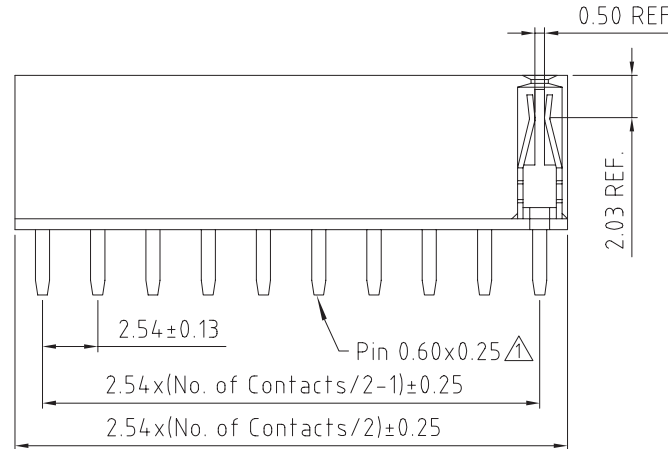
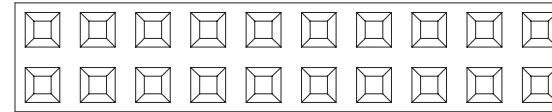
SPECIFICATIONS

CURRENT RATING	3 AMPS
INSULATOR RESISTANCE	1000 MEGOHMS MIN.
CONTACT RESISTANCE	20 M OHMS MAX
DIELECTRIC WITHSTANDING	AC 600 V
OPERATING TEMPERATURE	-40°C TO +105°C
CONTACT MATERIAL	PHOSPHOR BRONZE
INSULATOR MATERIAL	POLYESTER UL 94V-0
	NYLON 6T : STANDARD
	PBT : SPECIAL OPTION
PLATING	GOLD, TIN OR SELECTIVE OVER 30-50U" NICKEL
SOLDERABILITY:	NYLON 6T - IR REFLOW: 260°C FOR 10 SEC
	WAVE: 230°C FOR 5-10 SEC
	MANNUAL SOLDER: 350°C FOR 3-5 SEC
	PBT - MANNUAL SOLDER: 330°C FOR 3-5 SEC
	(NOT SUITABLE FOR HI-TEMP PROCESS)

NOTES:

1. PACKED IN TUBES
2. RECOMMANED MATING PIN LENGTH: 6.0MM Δ

MATES WITH:	BB02-HE	BB02-HR	BB02-TH
	BB02-HF	BB02-HU	
	BB02-HJ	BB02-TD	
	BB02-HP	BB02-TF	
	BB02-HQ	BB02-TG	



HOW TO ORDER

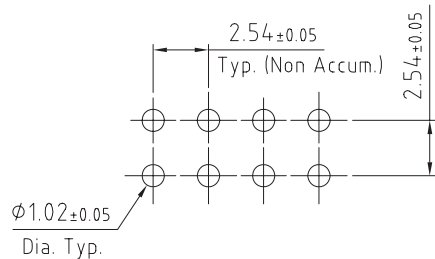
BB02-KHXX2-X03-000000-6T

NO. OF CONTACTS
 Δ 04 TO 80

CONTACT PLATING OPTIONS

K = GOLD FLASH (STANDARD)
A = 10U" GOLD ON CONTACT/GOLD FLASH ON TAIL
B = 15U" GOLD ON CONTACT/GOLD FLASH ON TAIL
C = 30U" GOLD ON CONTACT/GOLD FLASH ON TAIL
T = BRIGHT TIN
M = MATT TIN
D = GOLD FLASH ON CONTACT/BRIGHT TIN ON TAIL
E = 10U" GOLD ON CONTACT/BRIGHT TIN ON TAIL
F = 15U" GOLD ON CONTACT/BRIGHT TIN ON TAIL
G = 30U" GOLD ON CONTACT/BRIGHT TIN ON TAIL

INSULATOR MATERIAL Δ
6T = NYLON 6T (STANDARD)
BLANK = PBT (Not suitable for new designs.)



RECOMMENDED PC BOARD HOLE LAYOUT

REV.	DATE & DRN
10	12/08/02 - AMCI RELEASE
11	25/08/05 - NYW
12	29/05/07 - CHC
13	29/05/07 - CHC
14	28/05/08 - PN
15	13/02/09 - NYW

Scale: 4:1

Drawn: CHC

App'd: XXXX

Date: 13 FEB '09

THIRD ANGLE



Title: SOCKET

Revision: 1.5

Unstated Tolerances:
X ± 0.30
X ± 0.25
XX ± 0.15
XXX ± 0.10

Material

SEE NOTE

NOT TO SCALE

Unit: mm



THIS DRAWING IS CONFIDENTIAL AND MUST NOT BE
COPIED OR DISCLOSED WITHOUT WRITTEN CONSENT

Type: BB02-KH

BB02-KH

Drawing Number:

Sheet 1 of 1

Drawing © E and O E