

BB02-RK

## CUSTOMER PRODUCT SPECIFICATION SHEET

RoHS  
Compliant

BB02-RK :-2.0mm (0.079") SOCKET, THROUGH HOLE, SINGLE ROW - 02 to 40 CONTACTS, STRAIGHT OR RIGHT ANGLE , PROFILE:6.35mm

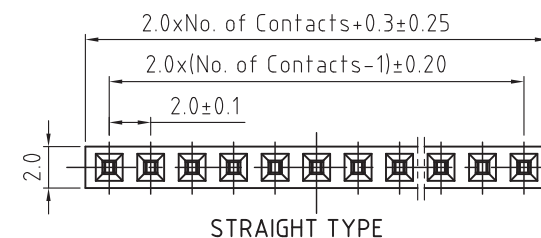
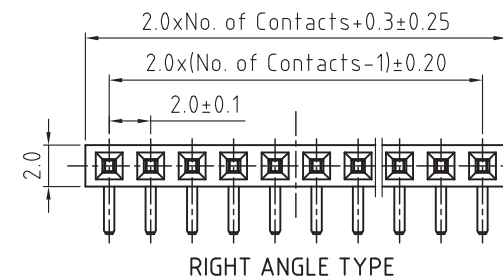
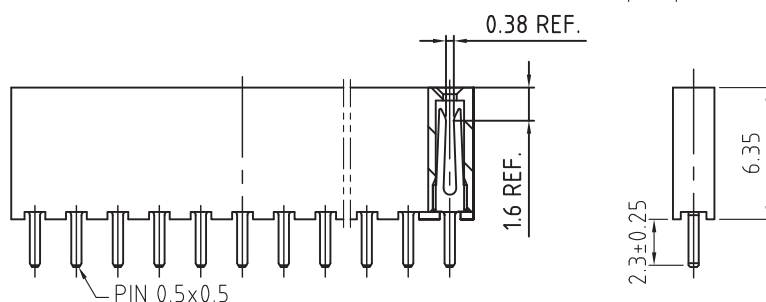
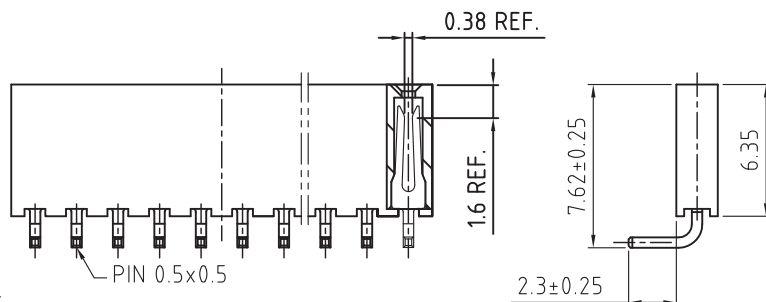
## SPECIFICATIONS

CURRENT RATING	2 AMP
INSULATOR RESISTANCE	1000 MEGOHMS MIN.
CONTACT RESISTANCE	20m ohms MAX.
DIELECTRIC WITHSTANDING	AC 500 V
OPERATING TEMPREATURE	-55°C TO +105°C
CONTACT MATERIAL	PHOSPHOR BRONZE
INSULATOR MATERIAL	POLYESTER, UL 94V-0
	STANDARD: LCP
PLATING	GOLD, TIN OR SELECTIVE OVER 30-50U" NICKEL
SOLDERABILITY	IR REFLOW: 280°C FOR 10 SEC
	WAVE: 250°C FOR 5-10 SEC
	MANNUAL SOLDER: 380°C FOR 3-5 SEC

## NOTES:

1. PACKED IN TUBE OR BOX.
2. RECOMMANED MATING PIN LENGTH: 4.0MM  $\Delta$

MATES WITH: BB02-FB  
BB02-FK  
BB02-FL  
BB02-RM  
BB02-RT



## HOW TO ORDER

B	B	0	2	-	R	K	X	X	2	-	X	X	3	-	0	0	0	0	0	0
---	---	---	---	---	---	---	---	---	---	---	---	---	---	---	---	---	---	---	---	---

NO. OF CONTACTS  
02 TO 40

CONTACT PLATING OPTIONS  
K = GOLD FLASH (STANDARD)  
A = 10U" GOLD ON CONTACT/GOLD FLASH ON TAIL  
B = 15U" GOLD ON CONTACT/GOLD FLASH ON TAIL  
C = 30U" GOLD ON CONTACT/GOLD FLASH ON TAIL  
T = BRIGHT TIN  
M = MATT TIN  
D = GOLD FLASH ON CONTACT/BRIGHT TIN ON TAIL  
E = 10U" GOLD ON CONTACT/BRIGHT TIN ON TAIL  
F = 15U" GOLD ON CONTACT/BRIGHT TIN ON TAIL  
G = 30U" GOLD ON CONTACT/BRIGHT TIN ON TAIL

CONNECTOR TYPE  
R = RIGHT ANGLE  
S = STRAIGHT



RECOMMENDED PC BOARD HOLE LAYOUT

REV. DATE & DRN  
1.0 04/12/05 - NYW RELEASE  
1.1 29/05/07 - CHC  
1.2 31/12/08 - NYW  
DRAWING MODIFICATION.

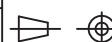
Scale: 4:1

Drawn: CHC

App'd: XXXX

Date: 31 DEC '08

THIRD ANGLE



Title: SOCKET

Revision: 1.2

Unstated Tolerances:  
X. ± 0.30  
.X ± 0.25  
.XX ± 0.15  
.XXX ± 0.10

Material  
SEE NOTE

NOT TO SCALE

Unit: mm



THIS DRAWING IS CONFIDENTIAL AND MUST NOT BE  
COPIED OR DISCLOSED WITHOUT WRITTEN CONSENT

Type: BB02-RK

BB02-RK

Drawing Number:

Sheet 1 of 1

Drawing © E and O E