

BB02-RS

## CUSTOMER PRODUCT SPECIFICATION SHEET

RoHS  
Compliant

BB02-RS :- 2.00mm ( 0.079" ) SOCKET, SINGLE ROW, STRAIGHT, SMD TYPE - 02 to 40 CONTACTS, TOP ENTRY

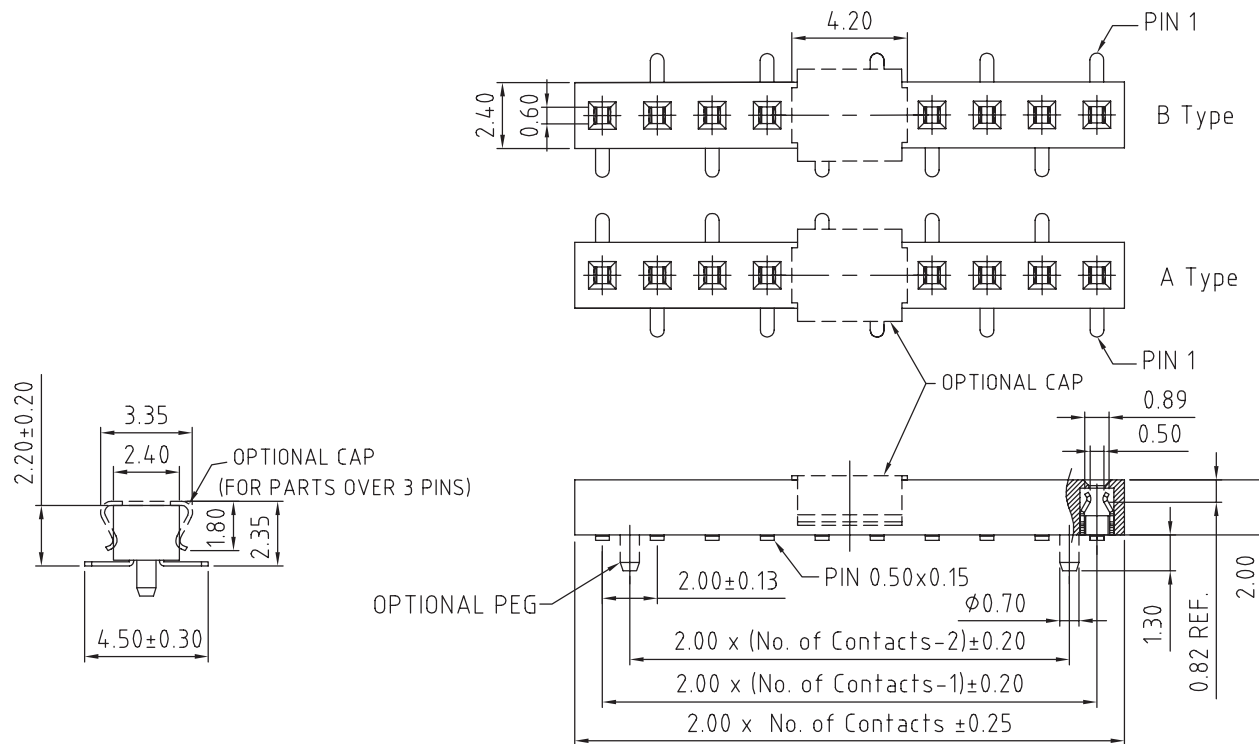
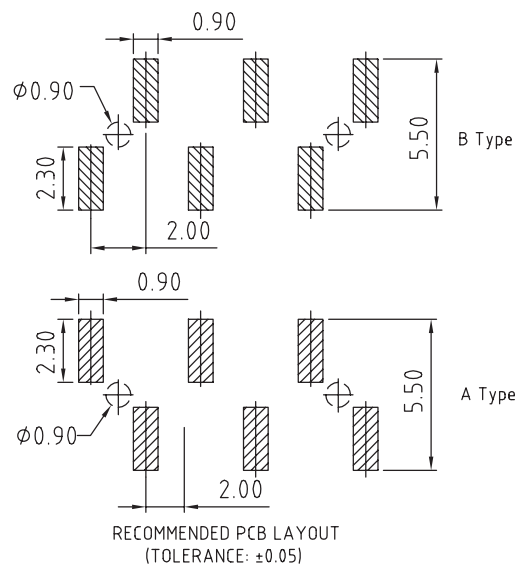
## SPECIFICATIONS

CURRENT RATING	3 AMP
INSULATOR RESISTANCE	1000 MEGOHMS MIN.
DIELECTRIC WITHSTANDING	AC 500 V
CONTACT RESISTANCE	20m OHMS MAX.
OPERATING TEMPERATURE	-40°C TO +105°C
CONTACT MATERIAL	PHOSPHOR BRONZE
INSULATOR MATERIAL	THERMOPLASTIC, UL 94V-0
	STANDARD : NYLON 6T
PLATING	GOLD OR TIN OVER 30~50U" NICKEL
SOLDERABILITY	IR REFLOW: 260°C FOR 10 SEC
	MANUAL SOLDER: 350°C FOR 3-5 SEC

## NOTES:

1. RECOMMENDED MATING PIN LENGTH FOR TOP ENTRY: 1.6MM.

MATES WITH :- BB02-FB BB02-RM  
BB02-FK BB02-RT  
BB02-FL



## HOW TO ORDER

B		B		0		2		-		R		S		X		X		2		-		X		X		X		-		X		0		0		0		0		0	
NO. OF CONTACTS 02 TO 40		CONTACT PLATING OPTIONS K = GOLD FLASH (STANDARD) A = 10U" GOLD ON CONTACT/GOLD FLASH ON TAIL B = 15U" GOLD ON CONTACT/GOLD FLASH ON TAIL C = 30U" GOLD ON CONTACT/GOLD FLASH ON TAIL T = BRIGHT TIN		CONNECTOR TYPE A = A TYPE B = B TYPE		PACKAGING OPTIONS 3 - TUBE 5 - TUBE & CAP 6 - T & R 8 - T & R & CAP		WITH OR WITHOUT LOCATING PEG A = WITH (MIN. 3 PINS) B = WITHOUT																																	

REV. DATE & DRN  
10 24/06/09 - CHC RELEASE  
11 27/04/11 - NYW  
REMOVE PLATING OPTION M.

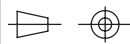
Scale: 5:1

Drawn: CHC

App'd: XXXX

Date: 27 APR '11

THIRD ANGLE



Title: SOCKET

Revision: 1.1

Unstated Tolerances:

X.  $\pm 0.30$   
X.  $\pm 0.25$   
.XX  $\pm 0.15$   
.XXX  $\pm 0.10$

Material  
SEE NOTE

NOT TO SCALE

Unit: mm



THIS DRAWING IS CONFIDENTIAL AND MUST NOT BE  
COPIED OR DISCLOSED WITHOUT WRITTEN CONSENT

Type: BB02-RS

BB02-RS

Drawing Number:

Sheet 1 of 1

Drawing © E and O E