

BB02-YK:- 1.00MM (0.039") PIN HEADER, SINGLE ROW, STRAIGHT, SMT TYPE, 02 TO 40 CONTACTS

## SPECIFICATIONS

CURRENT RATING: 1AMP

INSULATOR RESISTANCE: 1000 MEGOHMS MIN.

DIELECTRIC WITHSTANDING: AC 300 V

CONTACT RESISTANCE: 20m OHMS MAX.

OPERATING TEMPERATURE: -40°C TO +105°C

CONTACT MATERIAL: PHOSPHOR BRONZE

INSULATOR MATERIAL: POLYESTER UL 94V-0

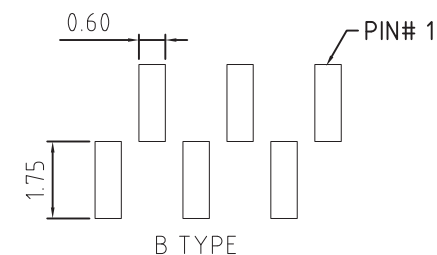
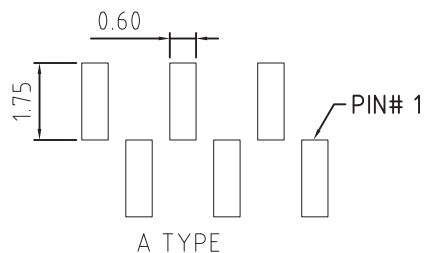
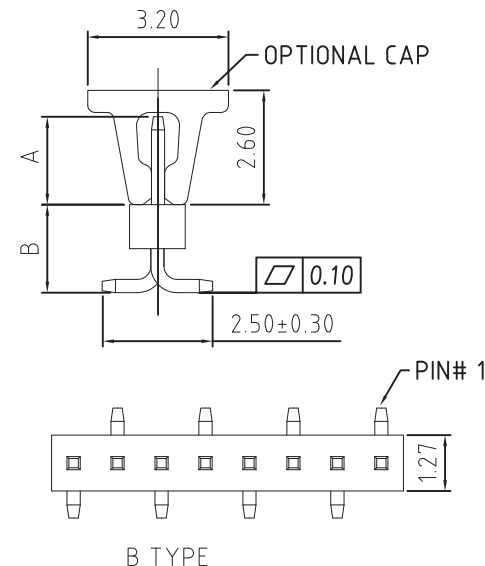
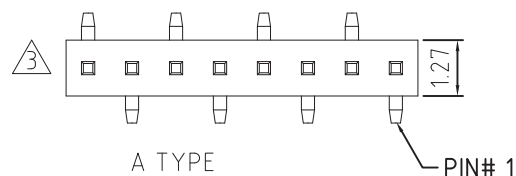
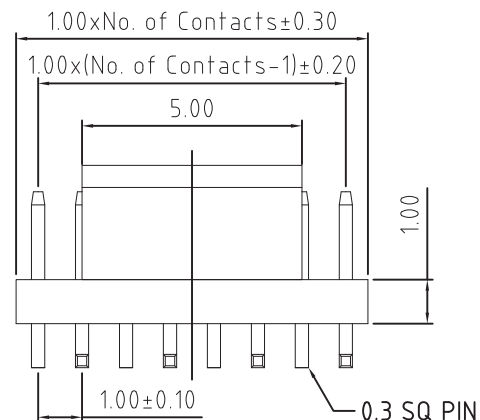
STANDARD: LCP

PLATING: GOLD FLASH OR TIN OVER 30-50U" NICKEL

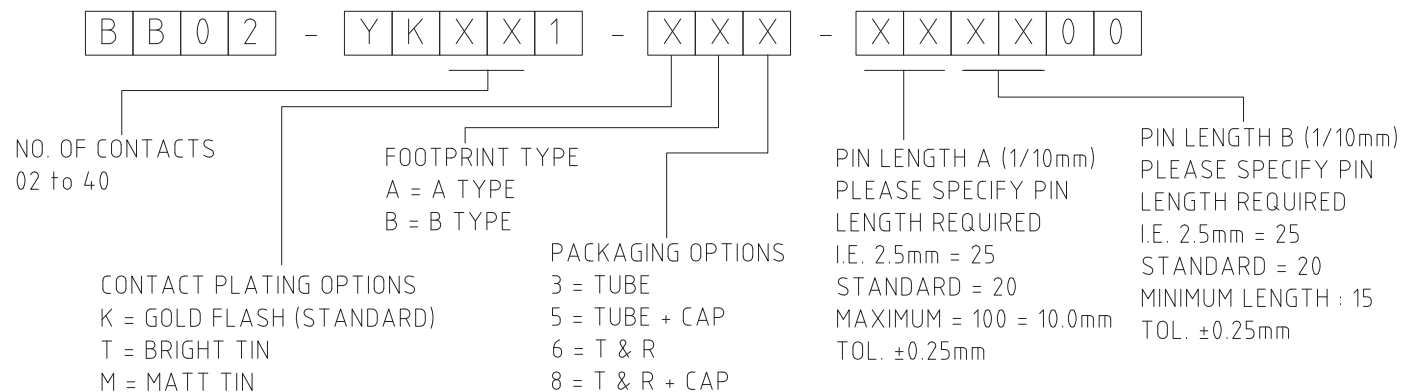
SOLDERABILITY IR REFLOW: 280°C FOR 10 SEC

WAVE: 250°C FOR 5-10 SEC

MANUAL SOLDER: 380°C FOR 3-5 SEC

MATES WITH: - BB02-WD  
BB02-WE  
BB02-WFRECOMMENDED PCB LAYOUT  
(Tolerance:  $\pm 0.05$ )

## HOW TO ORDER



REV.	DATE & DRN	RELEASE
10	11/08/08-NYW	RELEASE
11	25/02/08-NYW	DRAWING MODIFICATION
12	16/10/09-NYW	AMEND SPECIFICATION
13	21/02/10-CHC	AMENDED NUMBER OF WAYS

Scale: 8:1	THIRD ANGLE	Unstated Tolerances: X. $\pm 0.30$ X. $\pm 0.25$ XX $\pm 0.15$ .XXX $\pm 0.10$	Material SEE NOTE
Drawn: NYW			
App'd: XXX	Title: PIN HEADER	NOT TO SCALE	
Date: 21 DEC '10	Revision: 1.3	Unit: mm	

THIS DRAWING IS CONFIDENTIAL AND MUST NOT BE  
COPIED OR DISCLOSED WITHOUT WRITTEN CONSENT

Type BB02-YK
BB02-YK
Drawing Number:
Sheet 1 of 1
Drawing © E and O E