


# BGA Adapters



## Features:

- Soldering BGA Device to adapter subjects BGA to less thermal stress than soldering BGA directly to a PCB due to the adapter's lower mass.
- Uses same footprint as BGA device.
- Custom adapters available for heat sink attachment.
- Gold plated screw-machined terminals for superior durability.
- Unique SMT Adapter provides reliable solution for mounting or socketing LGA or re-worked BGA devices.
- SMT Adapters mate with our BGA Sockets for LGA to BGA conversion or SMT Board to Board applications.

## Specifications:

### Terminals:

Brass - Copper Alloy  
(C36000) ASTM-B-16

### Solder Ball:

Standard: 63Sn/37Pb  
Lead-free: 95.5Sn/4.0Ag/0.5Cu

### Plating:



G - Gold over Nickel

Gold per ASTM-B-488  
Nickel per QQ-N-290

# Ball Grid Array (BGA) Adapters

For use with BGA Sockets on pages 8-9

## Table of Models

|   |  |  |
|---|--|--|
|  | Description: <b>Standard Adapter (A)</b><br>Material: FR-4 Fiberglass Epoxy Board<br>Index: -40°C to 140°C (-40°F to 284°F)<br>Note: Mates with Standard Socket (S)            | Insulator Size:<br>BGA device body<br>+.079/(2.00mm) |
|  | Description: <b>Extraction Slot Adapter (AX)</b><br>Material: FR-4 Fiberglass Epoxy Board<br>Index: -40°C to 140°C (-40°F to 284°F)<br>Note: Mates with Extraction Socket (SB) | Insulator Size:<br>BGA device body<br>+.157/(4.00mm) |

Note: For use with LGA or reworked BGA devices, select surface mount (SMT) terminals which feature solder balls on device side. SMT Adapter terminals may also be used for surface mount board to board applications.

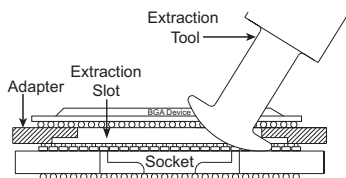
## Options



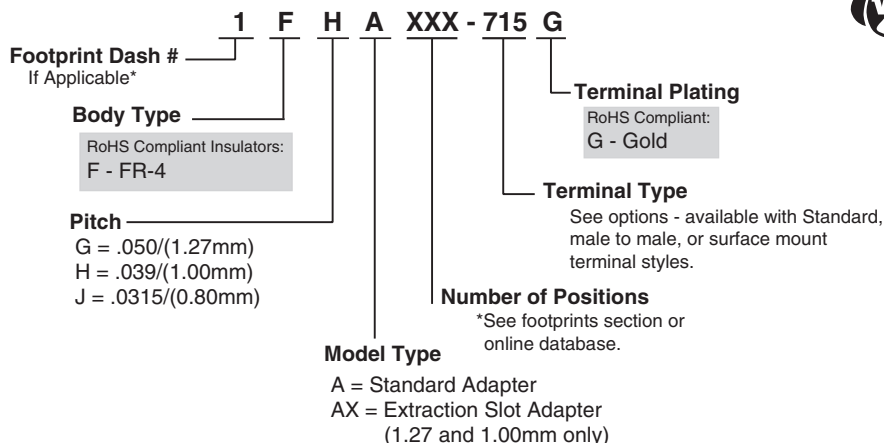
P/N 8125

## Extraction Tool

- Insert "T" bar end of tool into extraction slot adapter.
- Slide tool to end of slot and pry adapter from socket.
- Repeat in additional slots until adapter is separated from socket.
- Works with LCP or FR-4 sockets.



## How To Order



Note: See pages 4-5 for 0.50mm and 0.65mm pitch.  
Consult factory for custom 0.75mm pitch designs.  
For SMT Adapters, select Model Type A or AX  
and appropriate SMT Terminal Type from page 7.



Tel. 0 89 / 158 126-0

Internet: <http://www.infratron.de>

e-mail: [info@infratron.de](mailto:info@infratron.de)

# Ball Grid Array (BGA) Adapters

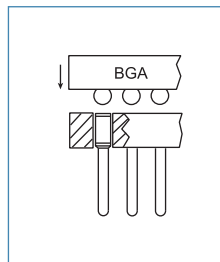
For use with BGA Sockets on pages 8-9

## Standard Terminals

Additional standard and custom terminals available.  
See Terminals section or consult factory.

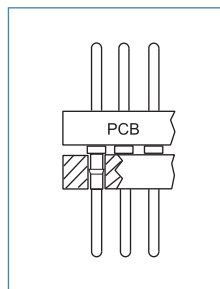
Standard

|                                      |                                      |                                      |
|--------------------------------------|--------------------------------------|--------------------------------------|
| <b>Type -638</b><br>1.27mm pitch<br> | <b>Type -715</b><br>1.00mm pitch<br> | <b>Type -700</b><br>0.80mm pitch<br> |
|--------------------------------------|--------------------------------------|--------------------------------------|



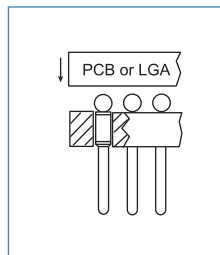
Male to Male

|                                      |                                      |                                      |
|--------------------------------------|--------------------------------------|--------------------------------------|
| <b>Type -721</b><br>1.27mm pitch<br> | <b>Type -735</b><br>1.00mm pitch<br> | <b>Type -732</b><br>0.80mm pitch<br> |
|--------------------------------------|--------------------------------------|--------------------------------------|



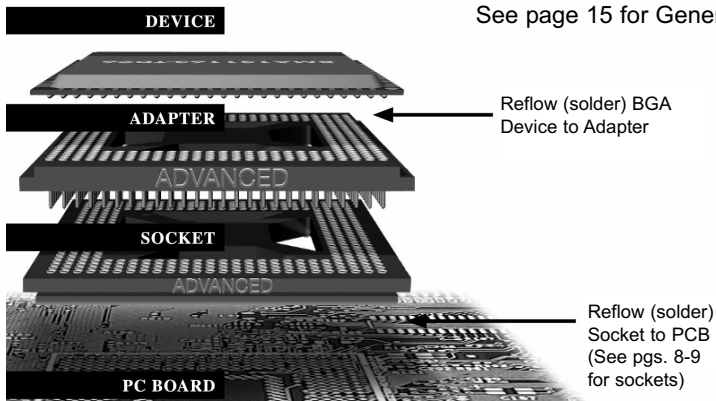
SMT (Surface Mount)

|   |   |   |
|---|---|---|
| <b>Tin/Lead: Type -720</b><br><b>Lead-free: Type -823</b><br>1.27mm pitch<br> | <b>Tin/Lead: Type -737</b><br><b>Lead-free: Type -824</b><br>1.00mm pitch<br> | <b>Tin/Lead: Type -736</b><br><b>Lead-free: Type -829</b><br>0.80mm pitch<br> |
|---|---|---|



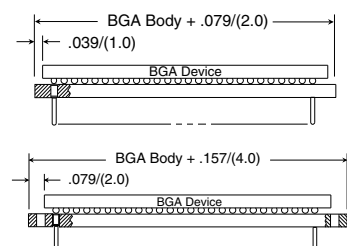
## How It Works

See page 15 for Generic Reflow Profiles.



- Either Tin/Lead or Lead-free device packages can be attached to our RoHS Compliant Adapters.
- PC boards can be processed with Tin/Lead BGA sockets in standard profiles or lead-free BGA sockets in RoHS Compliant, high temperature profiles.

## Dimensional Information




### Standard Adapter (A)

- Mates with Standard Socket (S)
- Adapter size equals BGA Device body + .079/(2.00)

### Extraction Slot Adapter (AX)

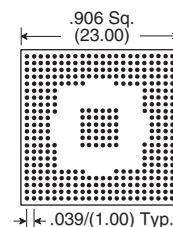
- Slots allow AIC extraction tool (sold separately) to easily remove device/adapter assembly from socket
- Mates with Extraction Socket (SB)
- Adapter size equals BGA Device body + .157/(4.00)

# BGA Adapters



## Footprints:

360 Pins  
Footprint Number 360-2



22 x 22 rows

- Footprint specific insulators drilled to exact device pattern.
- Over 1000 footprints available - see page 88, search online or submit your device specs.
- Use our Build-A-Part feature or search in our online BGA Socket Finder™ at [www.bgasockets.com](http://www.bgasockets.com).

## Available Online:

- RoHS Qualification Test Report
- Technical articles
- Test data
- Signal Integrity Performance
- CAD Drawings
- BGA Footprints



Tel. 0 89 / 158 126-0  
Internet: <http://www.infratron.de>  
e-mail: [info@infratron.de](mailto:info@infratron.de)

inch/(mm)

Products shown covered by patents issued and/or pending. Specifications subject to change without notice.