

Features:

- Low profile.
- Design allows for stacking on .100/(2.54mm) grid.
- Board to Board applicable.
- Easily customized to fit your applications.
- Mating sockets available in Open Frame or Closed Frame molded designs and Peel-A-Way® Removable Terminal Carriers.

Specifications:

Terminals:


Brass - Copper Alloy
(C36000) ASTM-B-16

Plating:

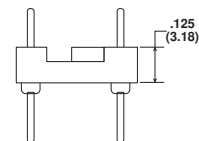
G - Gold over Nickel
M - Matte Tin over Nickel
T - Tin/Lead over Nickel

Gold per ASTM-B-488
Matte Tin per ASTM545-97
Tin/Lead per MIL-P-81728
Nickel per QQ-N-290

Table of Models

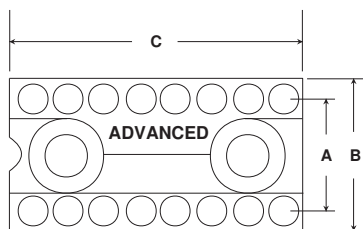


Description: **Molded DIP Adapter (RDA)**
Mat'l: High Temp. Liquid Crystal Polymer (LCP)
Index: -40°C to 260°C (-40°F to 500°F)

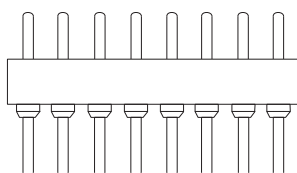


RDA replaces DA and HDA.

Dimensional Information

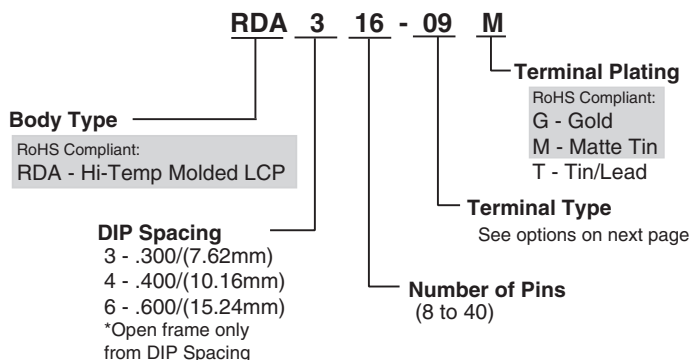


Terminal Type -09 Shown



# of Pins	A	B	C
8	.300 (7.62)	.400 (10.16)	.400 (10.16)
14	.300 (7.62)	.400 (10.16)	.700 (17.78)
16	.300 (7.62)	.400 (10.16)	.800 (20.32)
18	.300 (7.62)	.400 (10.16)	.900 (22.86)
20	.300 (7.62)	.400 (10.16)	1.000 (25.40)
22	.400 (10.16)	.500 (12.70)	1.100 (27.94)
24	.600 (15.24)	.700 (17.78)	1.200 (30.48)
28	.600 (15.24)	.700 (17.78)	1.400 (35.56)
40	.600 (15.24)	.700 (17.78)	2.000 (50.80)

How To Order



Note: Quick-Turn delivery is not available on products with Matte Tin plating.



5 Energy Way, West Warwick, RI 02893 USA
Tel: 800.424.9850 | 401.823.5200
Fax: 401.823.8723
info@advanced.com | www.advanced.com
Catalog 16

Products shown covered by patents issued and/or pending. Specifications subject to change without notice.

inch/(mm)

Molded DIP Adapters


Dual In-Line Adapters / Discrete Component Carriers



Standard Quick-Turn Terminals

Additional standard and custom terminals available.
See Terminals section or consult factory.


Type -08	Type -09	Type -68	Type -43
Type -185	Type -42	Type -71	



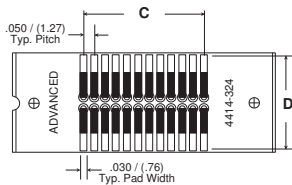
Package Conversion Applications

See page 58 for complete details.

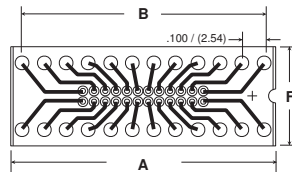
SOIC to DIP Adapters



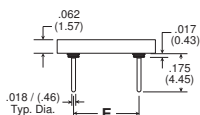
- Wide variety of package conversion adapters available including these standard SOIC to DIP adapters.
- Adapter allows present Gull Wing devices to be solderable or socketable in a thru-hole application.
- Pin spacing allows space for conductor runs on PCB.
- Saves space (X, Y & Z) when used with Advanced sockets.
- Radius ends of adapter pins to improve socketing.
- Allows testing with standard test clips.
- See page 58 for complete details.



Top View



Bottom View



Side View



Standard Part Numbers	Lead-free Part Numbers	# of Pins
4414-308	4414-308LF	8
4414-314	4414-314LF	14
4414-316	4414-316LF	16
4414-320	4414-320LF	20
4414-324	4414-324LF	24
4414-328	4414-328LF*	28
4414-628*	4414-628LF*	28
4414-632*	4414-632LF*	32

* Consult factory for availability.

DIP Adapters

Available Online:

- RoHS Qualification Test Report
- CAD Drawings



5 Energy Way, West Warwick, RI 02893 USA
Tel: 800.424.9850 | 401.823.5200
Fax: 401.823.8723
info@advanced.com | www.advanced.com
Catalog 16