

UC04-LB :- Micro USB Socket, B Type, SMT, 5P, Bottom Mount, With Shell Stake Pegs

Specifications -

Current rating : Pins 2, 3, 4 (Signal) :1.0A AC/DC

Pins 1, 5 (Power) : 1.8A AC/DC

Contact resistance : 30m Ohms max.

Insulation resistance : 100M Ohms min.

Withstanding voltage : 250V AC/minute

Operation emperature : -25°C to +85°C

Insulator material : LCP, UL94V-0

Contact material : Copper Alloy

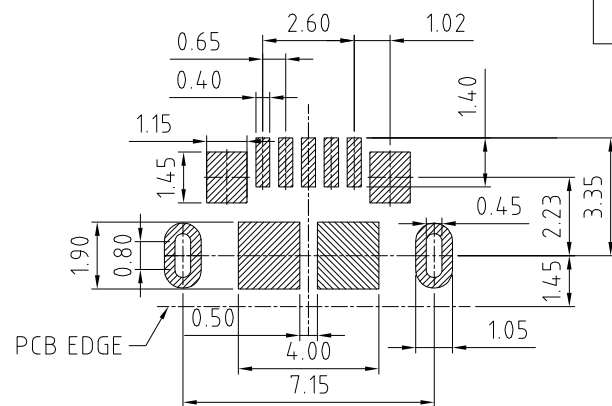
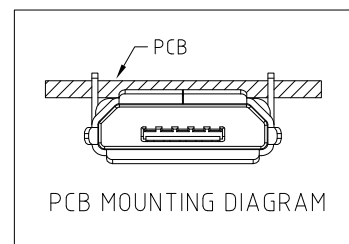
Shell material : Stainless steel

Contact plating : 30u" Gold on Contact/Gold Flash on Tail over Nickel

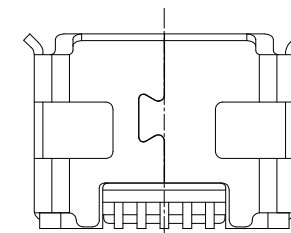
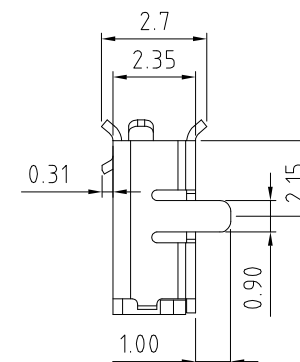
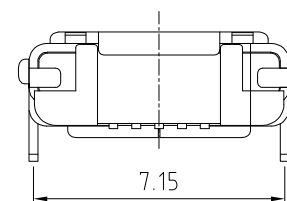
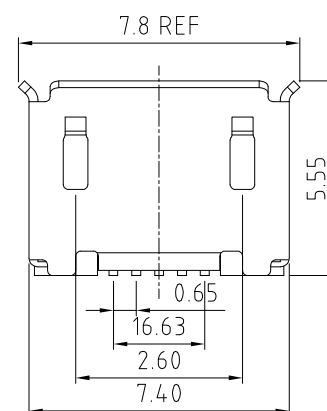
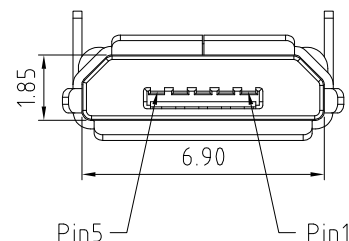
Shell plating : Matte Tin

Durability: 10,000 Cycles

Packaging : Tape and Reel (1,500pcs/reel)



Recommended PCB Layout
Viewed from Component Side
(Tolerance: ± 0.05)



HOW TO ORDER

U C 0 4 - L B 0 5 2 - C 0 R - M

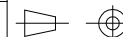
Scale: 6.4:1

Drawn: NYW

App'd: XXXX

Date: 11 May '12

THIRD ANGLE



Title SOCKET

Revision: 12

Unstated Tolerances:

X ± 0.40
XX ± 0.25
XXX ± 0.05

Material
SEE NOTE

NOT TO SCALE

UNIT: mm



THIS DRAWING IS CONFIDENTIAL AND MUST NOT BE
COPIED OR DISCLOSED WITHOUT WRITTEN CONSENT

Type: UC04-LB

UC04-LB

Drawing Number:

Sheet 1 of 1

Drawing ©

E and O E

- Specifications:
- 1. Packaging confirms EIA-481-C standard.
 - 2. 10 sprocket hole pitch cumulative tolerance $\pm 0.2\text{mm}$.
 - 3. Material: Polystyrene (PS).
 - 4. Reel dia.: 33cm.
 - 5. Component load per reel: 1,500pcs.
 - 6. 4 reels per full carton.

