

## UC04-NA :- Micro USB Socket, AB Type, SMT, 5P, Bottom Mount, With Shell Stakes Pegs

## Specifications -

Current rating : Pins 2, 3, 4 (Signal) :1.0A AC/DC

Pins 1, 5 (Power) : 1.8A AC/DC

Contact resistance : 30m Ohms max.

Insulation resistance : 100M Ohms min.

Withstanding voltage : 250V AC/minute

Operation emperature : -25°C to +85°C

Insulator material : LCP, UL94V-0

Contact material : Copper Alloy

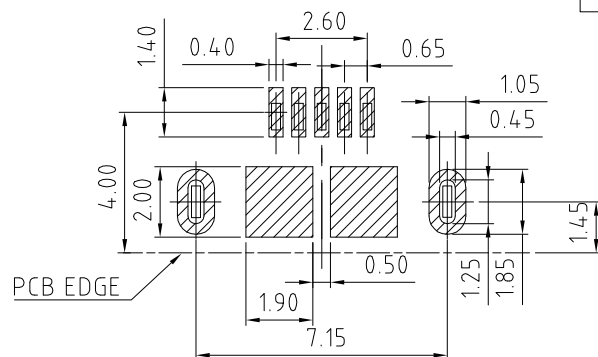
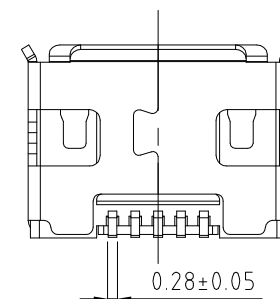
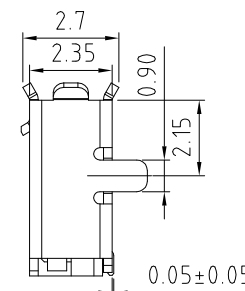
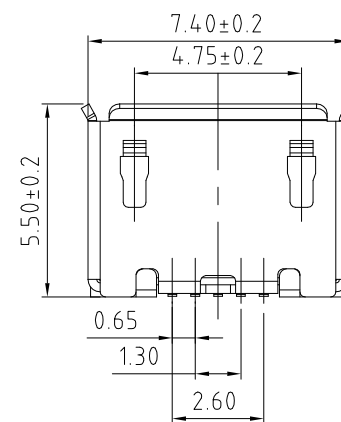
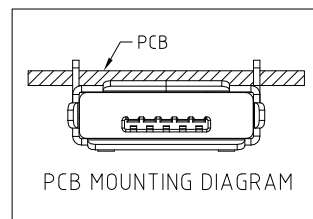
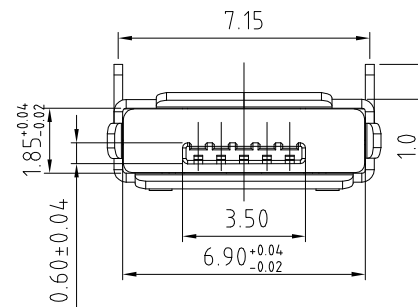
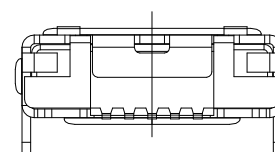
Shell material : Stainless steel

Contact plating : 30u" Gold on Contact/Gold Flash on Tail over Nickel

Shell plating : Matte Tin

Durability: 10,000 Cycles

Packaging : Tape and Reel (1,500pcs/reel)

Recommended PCB Layout  
Viewed from Component Side  
(Tolerance: ±0.05)

## HOW TO ORDER

U C 0 4 - N A 0 5 2 - C 0 R - M

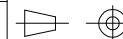
Scale: 6.4:1

Drawn: NYW

App'd: XXXX

Date: 11 MAY '12

THIRD ANGLE



Title SOCKET

Revision: 1.1

Unstated Tolerances:

X ± 0.40  
XX ± 0.25  
XXX ± 0.05Material  
SEE NOTE

NOT TO SCALE

UNIT: mm

THIS DRAWING IS CONFIDENTIAL AND MUST NOT BE  
COPIED OR DISCLOSED WITHOUT WRITTEN CONSENT

Type: UC04-NA

UC04-NA

Drawing Number:

Sheet 1 of 2

Drawing ©

E and O E

- Specifications:
- 1. Packaging confirms EIA-481-C standard.
  - 2. 10 sprocket hole pitch cumulative tolerance  $\pm 0.2\text{mm}$ .
  - 3. Material: Polystyrene (PS).
  - 4. Reel dia.: 33cm.
  - 5. Component load per reel: 1,500pcs.
  - 6. 4 reels per full carton.

