

BB02-1H

CUSTOMER PRODUCT SPECIFICATION SHEET

RoHS
Compliant

BB02-1H :- 2.54mm (0.10") PIN HEADER, SINGLE ROW, U TYPE, THROUGH HOLE, 02 TO 40 CONTACTS

SPECIFICATIONS

CURRENT RATING	3 AMP
VOLTAGE RATING	250V AC/DC
CONTACT RESISTANCE	20m OHMS MAX..
INSULATOR RESISTANCE	1000 MEGOHMS MIN.
DIELECTRIC WITHSTANDING	500 V AC/MINUTE
OPERATING TEMPERATURE	-40°C TO +105°C
CONTACT MATERIAL	BRASS
INSULATOR MATERIAL	THERMOPLASTIC, UL 94V-0

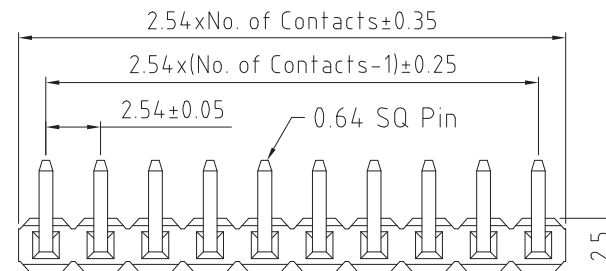
STANDARD : NYLON 6T

PLATING GOLD, TIN, OR SELECTIVE OVER 30-50U" NICKEL
SOLDERABILITY: IR REFLOW: 260°C FOR 10 SEC
WAVE: 230°C FOR 5-10 SEC
MANUAL SOLDER: 350°C FOR 3-5 SEC

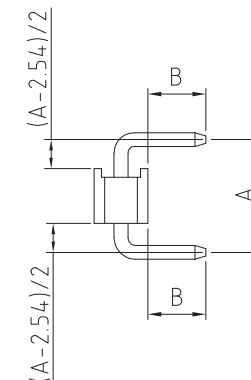
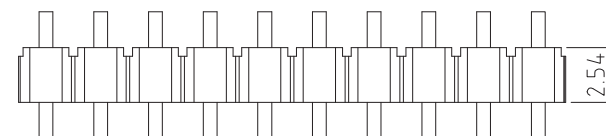
NOTES:

1. BULK PACKAGE IN BAG.

MATES WITH: - BB02-JB BB02-JG
BB02-JC BB02-JK
BB02-JD BB02-JL
BB02-JE BB02-JT
BB02-JF BB02-KR



(EXAMPLE OF 10 CONTACTS PART)



HOW TO ORDER


B	B	0	2	-	1	H	X	X	1	-	X	0	1	-	X	X	X	X	X	X
---	---	---	---	---	---	---	---	---	---	---	---	---	---	---	---	---	---	---	---	---

NO. OF CONTACTS:
02 TO 40

CONTACT PLATING OPTIONS :
K = GOLD FLASH (STANDARD)
T = BRIGHT TIN
M = MATT TIN
P = 10U" GOLD ALL OVER
Q = 15U" GOLD ALL OVER
R = 30U" GOLD ALL OVER

PIN LENGTH A (1/10mm)
SPECIFY PIN LENGTH
STANDARD = 050 = 5.0mm
MINIMUM = 050 = 5.0mm
MAXIMUM = 420 = 42.0mm
TOL.: ±0.25mm

PIN LENGTH B (1/10mm)
SPECIFY PIN LENGTH
STANDARD = 026 = 2.6mm
MINIMUM = 020 = 2.0mm
MAXIMUM = 150 = 15.0mm
TOL.: ±0.25mm



RECOMMENDED PCB HOLE LAYOUT

REV. DATE & DRN
1.0 07/03/12 - NYW RELEASE
1.1 27/02/13 - NYW
AMEND PLATING OPTIONS.
1.2 13/05/13 - NYW
ADD MATING HALVES

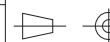
Scale: 4:1

Drawn: NYW

App'd: XXXX

Date: 13 MAY '13

THIRD ANGLE



Title PIN HEADER

Revision: 1.2

Unstated Tolerances:
X ± 0.30
X ± 0.25
XX ± 0.15
XXX ± 0.10

Material
SEE NOTE

NOT TO SCALE

Unit: mm



THIS DRAWING IS CONFIDENTIAL AND MUST NOT BE
COPIED OR DISCLOSED WITHOUT WRITTEN CONSENT

Type: BB02-1H

BB02-1H

Drawing Number:

Sheet 1 of 1

Drawing © E and O E