

BB02-5B

CUSTOMER PRODUCT SPECIFICATION SHEET

RoHS
Compliant

BB02-5B :- 1.27mm (0.05") PIN HEADER, SINGLE ROW, U TYPE, THROUGH HOLE, 01 to 50 CONTACTS

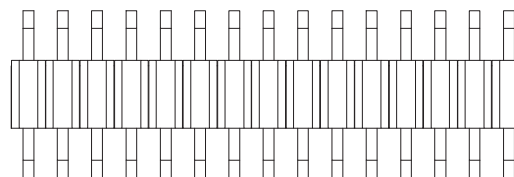
SPECIFICATIONS

| | |
|-------------------------|-------------------------|
| CURRENT RATING | 1 AMP |
| VOLTAGE RATING | 100V AC/DC |
| CONTACT RESISTANCE | 30m OHMS MAX. |
| INSULATOR RESISTANCE | 5000 MEGOHMS MIN. |
| DIELECTRIC WITHSTANDING | AC 500 V |
| OPERATING TEMPERATURE | -40°C TO +105°C |
| CONTACT MATERIAL | BRASS |
| INSULATOR MATERIAL | THERMOPLASTIC, UL 94V-0 |
| STANDARD : NYLON 6T | |

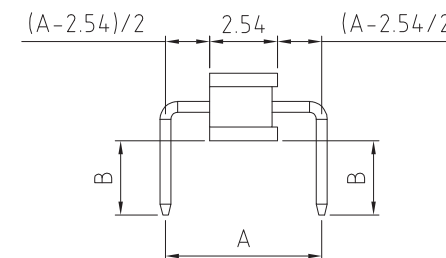
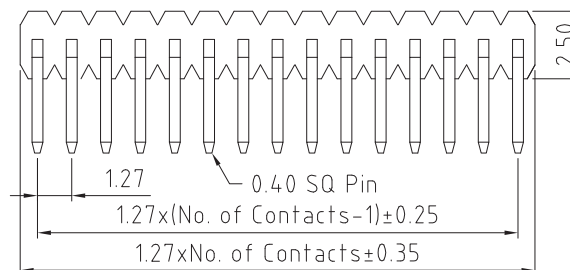
PLATING GOLD, TIN, OR SELECTIVE OVER 30-50U" NICKEL
SOLDERABILITY: IR REFLOW: 260°C FOR 10 SEC
WAVE: 230°C FOR 5-10 SEC
MANUAL SOLDER: 350°C FOR 3-5 SEC

NOTES:

1. BULK PACKAGE IN BAG.
MATES WITH:- BB02-CP
BB02-CT
BB02-CY

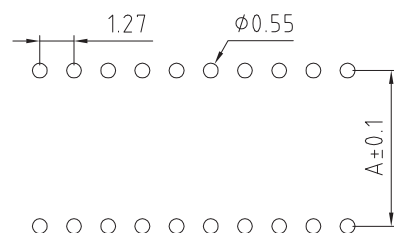


(EXAMPLE OF 15 CONTACTS PART)



HOW TO ORDER

| | | | | | | | | | | | | | | | | | | | | |
|---|---|---|---|---|---|---|---|---|---|---|---|---|---|---|---|---|---|---|---|---|
| B | B | 0 | 2 | - | 5 | B | X | X | 1 | - | X | 0 | 1 | - | X | X | X | X | X | X |
|---|---|---|---|---|---|---|---|---|---|---|---|---|---|---|---|---|---|---|---|---|

NO. OF CONTACTS:
01 TO 50CONTACT PLATING OPTIONS :
K = GOLD FLASH (STANDARD)
T = BRIGHT TIN
M = MATT TIN
P = 10U" GOLD ALL OVER
Q = 15U" GOLD ALL OVER
R = 30U" GOLD ALL OVERPIN LENGTH A (1/10mm)
SPECIFY PIN LENGTH
STANDARD = 050 = 5.0mm
MINIMUM = 050 = 5.0mm
MAXIMUM = 200 = 20.0mm
TOL.: ±0.25mmPIN LENGTH B (1/10mm)
SPECIFY PIN LENGTH
STANDARD = 026 = 2.6mm
MINIMUM = 020 = 2.0mm
MAXIMUM = 150 = 15.0mm
TOL.: ±0.25mm(TOLERANCE: ±0.05)
RECOMMENDED PCB HOLE LAYOUTREV. DATE & DRN
1.0 27/02/13 - NYW RELEASE
1.1 13/05/13 - NYW
ADD MATING HALVES

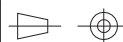
Scale: 5:1

Drawn: NYW

App'd: XXXX

Date: 13 MAY '13

THIRD ANGLE



Title PIN HEADER

Revision: 1.1

Unstated Tolerances:
X ± 0.30
X ± 0.25
XX ± 0.15
XXX ± 0.10Material
SEE NOTE

NOT TO SCALE

Unit: mm

THIS DRAWING IS CONFIDENTIAL AND MUST NOT BE
COPIED OR DISCLOSED WITHOUT WRITTEN CONSENT

Type: BB02-5B

BB02-5B

Drawing Number:

Sheet 1 of 1

Drawing © E and O E