

BB02-BS

CUSTOMER PRODUCT SPECIFICATION SHEET

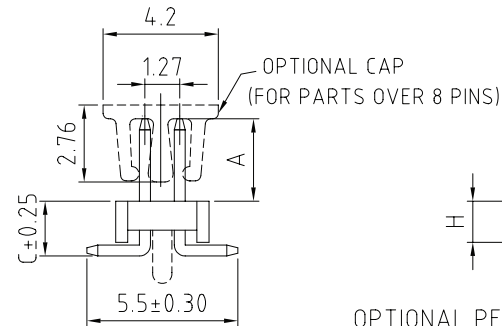
RoHS
Compliant

BB02-BS :- 1.27mm X 1.27mm (0.05" X 0.05") SMD PIN HEADER, DUAL ROW - 04 TO 100 CONTACTS

SPECIFICATIONS

CURRENT RATING	1 AMP
INSULATOR RESISTANCE	1000 MEGOHMS MIN.
CONTACTS RESISTANCE	20 m OHMS MAX.
DIELECTRIC WITHSTANDING	30V AC
OPERATING TEMPERATURE	-40°C TO +105°C
CONTACT MATERIAL	BRASS
INSULATOR MATERIAL	POLYESTER UL 94V-0
	STANDARD LCP
PLATING	GOLD, TIN, OR SELECTIVE OVER 30~50U" NICKEL
SOLDERABILITY	IR REFLOW: 280°C FOR 10 SEC WAVE: 250°C FOR 5-10 SEC MANUAL SOLDER: 380°C FOR 3-5 SEC

MATES WITH :-	BB02-CL	BB02-CU
	BB02-CM	BB02-CW
	BB02-CN	BB02-CX
	BB02-CQ	BB02-CZ
	BB02-CR	



HOW TO ORDER

BB02 - BSXX1 - XXX - XXXX00

NO. OF CONTACTS
04 TO 98
100 = 00

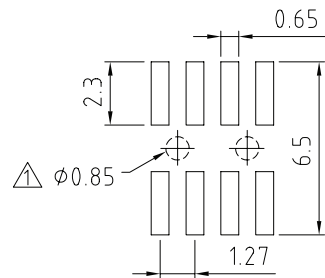
CONTACT PLATING OPTIONS
K = GOLD FLASH (STANDARD)
A = 10U" GOLD ON CONTACT/GOLD FLASH ON TAIL
B = 15U" GOLD ON CONTACT/GOLD FLASH ON TAIL
C = 30U" GOLD ON CONTACT/GOLD FLASH ON TAIL
T = BRIGHT TIN
M = MATT TIN
D = GOLD FLASH ON CONTACT/BRIGHT TIN ON TAIL
E = 10U" GOLD ON CONTACT/BRIGHT TIN ON TAIL
F = 15U" GOLD ON CONTACT/BRIGHT TIN ON TAIL
G = 30U" GOLD ON CONTACT/BRIGHT TIN ON TAIL

HEIGHT 'C'
A = 1.5mm (H=1.0)
B = 2.0mm (H=1.5)
C = 2.5mm (H=2.0)
D = 3.0mm (H=2.5)
E = 2.2mm (H=1.7)
F = 1.7mm (H=1.0)
G = 3.5mm (H=3.0)
STANDARD = B

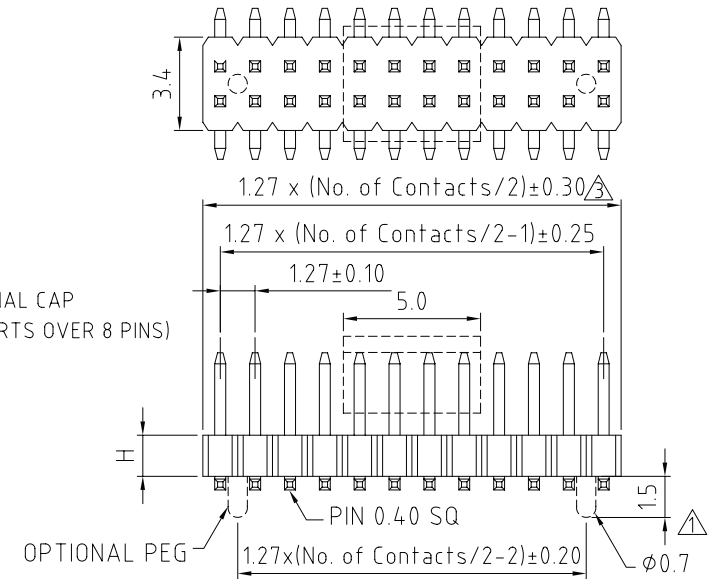
PACKAGING OPTIONS
3 - TUBE
5 - TUBE & CAP
6 - T & R
8 - T & R & CAP

PIN LENGTH 'A' (1/10mm)
PLEASE SPECIFY PIN
LENGTH REQUIRED IN mm
I.E. 2.5mm = 025
STANDARD = 030
Tol. ±0.25

WITH OR WITHOUT
LOCATING PEG
A = WITH
B = WITHOUT



RECOMMENDED PC BOARD SMD LAYOUT



REV.	DATE & DRN.
10	11/04/05 - NYW RELEASE
11	12/04/05 - NYW
12	ADD LOCATING PEG OPTION.
13	ADD HEIGHT 'C' OPTION D.
14	ADD HEIGHT 'C' OPTION D.
15	ADD HEIGHT 'C' OPTION D.
16	ADD HEIGHT 'C' OPTION D.
17	ADD HEIGHT 'C' OPTION D.
18	ADD HEIGHT 'C' OPTION D.
19	ADD HEIGHT 'C' OPTION D.
20	ADD HEIGHT 'C' OPTION D.
21	ADD HEIGHT 'C' OPTION D.

Scale:	5:1
Drawn:	CHC
App'd:	XXXX
Date:	25 DEC '08
THIRD ANGLE	
Title	PIN HEADER
Revision:	2.1
Material	SEE NOTE
UNIT:	mm

	Type: BB02-BS
	BB02-BS
	Drawing Number:
	Sheet 1 of 1
	Drawing © E and O E

THIS DRAWING IS CONFIDENTIAL AND MUST NOT BE
COPIED OR DISCLOSED WITHOUT WRITTEN CONSENT