

BB02-GH

## CUSTOMER PRODUCT SPECIFICATION SHEET

RoHS  
Compliant

BB02-GH :- 2.00mm x 2.00mm (0.079" x 0.079") SOCKET DUAL ROW STRAIGHT THROUGH HOLE 04 to 80 CONTACTS

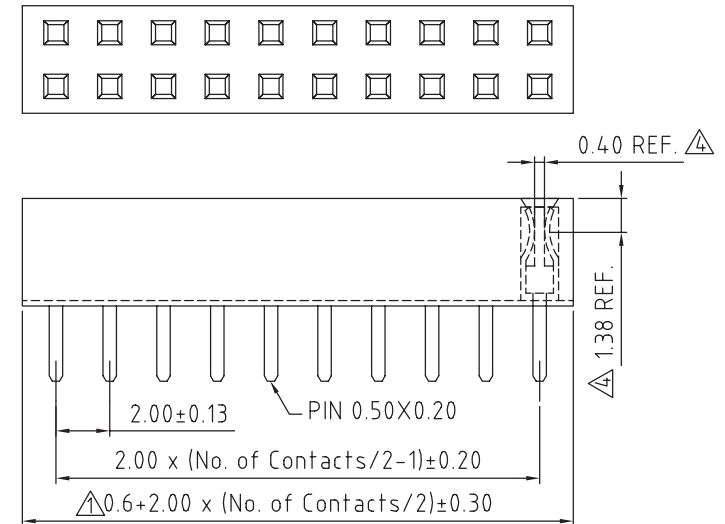
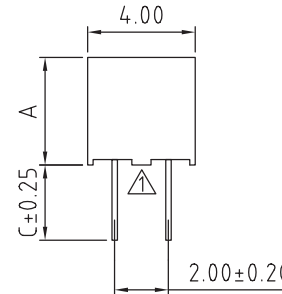
## SPECIFICATIONS :

CURRENT RATING	2 AMP
INSULATOR RESISTANCE	1000 MEGOHMS MIN.
CONTACT RESISTANCE	20 m ohms MAX.
DIELECTRIC WITHSTANDING	AC 500 V
OPERATING TEMPERATURE	-40°C TO +105°C
CONTACT MATERIAL	PHOSPHOR BRONZE
INSULATOR MATERIAL	THERMOPLASTIC, UL 94V-0 STANDARD ::NYLON 6T
PLATING	GOLD, TIN, OR SELECTIVE OVER 30~50U" NICKEL
SOLDERABILITY	IR REFLOW: 260°C FOR 10 SEC WAVE: 230°C FOR 5-10 SEC MANNUAL SOLDER: 350°C FOR 3-5 SEC

## NOTES:

1. RECOMMENDED MATING PIN LENGTH: 3.0MM-3.8MM.  $\triangle$ 

MATES WITH :- BB02-FA BB02-FS BB02-RN  
BB02-FD BB02-FT  
BB02-FE BB02-FU  
BB02-FG BB02-FW  
BB02-FP BB02-FY  
BB02-FQ BB02-FZ  
BB02-FR BB02-RH



## HOW TO ORDER

B B 0 2 - G H X X 2 - X X X - X 0 0 0 0 0

NO. OF CONTACTS  
04 TO 80

## CONTACT PLATING OPTIONS

K = GOLD FLASH (STANDARD)  
A = 10U" GOLD ON CONTACT/GOLD FLASH ON TAIL  
B = 15U" GOLD ON CONTACT/GOLD FLASH ON TAIL  
C = 30U" GOLD ON CONTACT/GOLD FLASH ON TAIL  
T = BRIGHT TIN  
M = MATT TIN  
D = GOLD FLASH ON CONTACT/BRIGHT TIN ON TAIL  
E = 10U" GOLD ON CONTACT/BRIGHT TIN ON TAIL  
F = 15U" GOLD ON CONTACT/BRIGHT TIN ON TAIL  
G = 30U" GOLD ON CONTACT/BRIGHT TIN ON TAIL

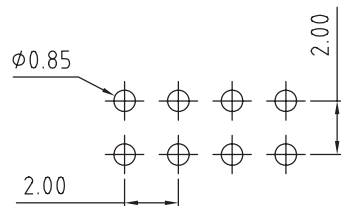
HEIGHT A

 $\triangle$  A = 4.0  
 $\triangle$  B = 4.3

## PACKAGING OPTIONS

3 - TUBE  
4 - TUBE & FILM  
5 - TUBE & CAP

PIN LENGTH C  $\triangle$   $\triangle$   
FOR INSULATOR HEIGHT A (4.0)  
A = 1.2mm  
B = 2.8mm  
FOR INSULATOR HEIGHT B (4.3)  
E = 2.4mm

RECOMMENDED PC BOARD HOLE LAYOUT  
(TOLERANCE:  $\pm 0.05$ )

REV.	DATE & DRN
1.0	02/06/02 - SJT RELEASE
1.1	09/05/05 - CHC
1.2	04/01/06 - NYW
1.3	09/08/06 - NYW
1.4	30/05/07 - NYW
1.5	03/06/08 - CHC
1.6	17/07/08 - NYW
1.7	21/07/09 - CHC
1.8	06/07/09 - NYW
1.9	06/07/09 - NYW
2.0	06/07/09 - NYW
2.1	06/07/09 - NYW
2.2	06/07/09 - NYW
2.3	06/07/09 - NYW
2.4	06/07/09 - NYW
2.5	06/07/09 - NYW
2.6	06/07/09 - NYW
2.7	06/07/09 - NYW
2.8	06/07/09 - NYW
2.9	06/07/09 - NYW
3.0	06/07/09 - NYW
3.1	06/07/09 - NYW
3.2	06/07/09 - NYW
3.3	06/07/09 - NYW
3.4	06/07/09 - NYW
3.5	06/07/09 - NYW
3.6	06/07/09 - NYW
3.7	06/07/09 - NYW
3.8	06/07/09 - NYW
3.9	06/07/09 - NYW
4.0	06/07/09 - NYW
4.1	06/07/09 - NYW
4.2	06/07/09 - NYW
4.3	06/07/09 - NYW
4.4	06/07/09 - NYW
4.5	06/07/09 - NYW
4.6	06/07/09 - NYW
4.7	06/07/09 - NYW
4.8	06/07/09 - NYW
4.9	06/07/09 - NYW
5.0	06/07/09 - NYW
5.1	06/07/09 - NYW
5.2	06/07/09 - NYW
5.3	06/07/09 - NYW
5.4	06/07/09 - NYW
5.5	06/07/09 - NYW
5.6	06/07/09 - NYW
5.7	06/07/09 - NYW
5.8	06/07/09 - NYW
5.9	06/07/09 - NYW
6.0	06/07/09 - NYW
6.1	06/07/09 - NYW
6.2	06/07/09 - NYW
6.3	06/07/09 - NYW
6.4	06/07/09 - NYW
6.5	06/07/09 - NYW
6.6	06/07/09 - NYW
6.7	06/07/09 - NYW
6.8	06/07/09 - NYW
6.9	06/07/09 - NYW
7.0	06/07/09 - NYW
7.1	06/07/09 - NYW
7.2	06/07/09 - NYW
7.3	06/07/09 - NYW
7.4	06/07/09 - NYW
7.5	06/07/09 - NYW
7.6	06/07/09 - NYW
7.7	06/07/09 - NYW
7.8	06/07/09 - NYW
7.9	06/07/09 - NYW
8.0	06/07/09 - NYW
8.1	06/07/09 - NYW
8.2	06/07/09 - NYW
8.3	06/07/09 - NYW
8.4	06/07/09 - NYW
8.5	06/07/09 - NYW
8.6	06/07/09 - NYW
8.7	06/07/09 - NYW
8.8	06/07/09 - NYW
8.9	06/07/09 - NYW
9.0	06/07/09 - NYW
9.1	06/07/09 - NYW
9.2	06/07/09 - NYW
9.3	06/07/09 - NYW
9.4	06/07/09 - NYW
9.5	06/07/09 - NYW
9.6	06/07/09 - NYW
9.7	06/07/09 - NYW
9.8	06/07/09 - NYW
9.9	06/07/09 - NYW
10.0	06/07/09 - NYW

Scale:	5:1	THIRD ANGLE	Unstated Tolerances:	Material
Drawn:	CHC		X ± 0.30 X ± 0.25 XX ± 0.15 XXX ± 0.10	SEE NOTE
App'd:	XXXX	Title	SOCKET	NOT TO SCALE
Date:	6 NOV '09	Revision	1.8	Unit: mm

THIS DRAWING IS CONFIDENTIAL AND MUST NOT BE  
COPIED OR DISCLOSED WITHOUT WRITTEN CONSENT

Type: BB02-GH

BB02-GH

Drawing Number:

Sheet 1 of 1

Drawing © E and O E