

BB02-KZ

CUSTOMER PRODUCT SPECIFICATION SHEET

RoHS
Compliant

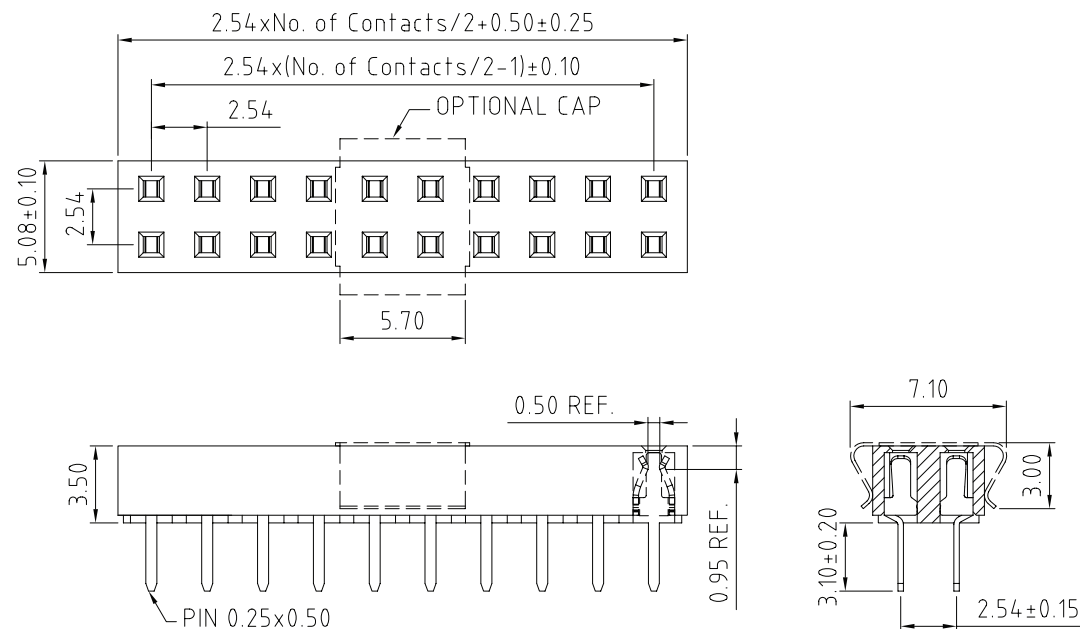
BB02-KZ :-2.54mm X 2.54mm (0.1" X 0.1") SOCKET, STRAIGHT, T/H, DUAL ROW - 04 to 80 CONTACTS, TOP ENTRY

SPECIFICATIONS

CURRENT RATING	3 AMP
INSULATOR RESISTANCE	1000 MEGOHMS MIN.
CONTACT RESISTANCE	20m ohms MAX.
DIELECTRIC WITHSTANDING	AC 600 V
OPERATING TEMPREATURE	-40°C TO +105°C
CONTACT MATERIAL	PHOSPHOR BRONZE
INSULATOR MATERIAL	POLYESTER, UL 94-2
	STANDARD NYLON 6T(T5)+30%G.F. (LCP AVAILABLE UPON REQUEST)
PLATING	GOLD, TIN OR SELECTIVE OVER 30~50U" NICKEL
SOLDERABILITY	IR REFLOW: 260°C FOR 10 SEC WAVE: 230°C FOR 5-10 SEC MANNUAL SOLDER: 350°C FOR 3-5 SEC

MATES WITH:	BB02-HE	BB02-HQ	BB02-TF
	BB02-HF	BB02-HR	BB02-TG
	BB02-HJ	BB02-HU	
	BB02-HP	BB02-TD	

NOTES:

1. RECOMMANDED MATING PIN LENGTH: 2.0MM. 

HOW TO ORDER

B B 0 2 - K Z X X 2 - X 0 X - 0 0 0 0 0 0

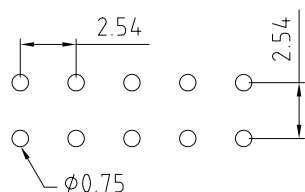
NO. OF CONTACTS
04 TO 80

CONTACT PLATING OPTIONS

K = GOLD FLASH (STANDARD)
A = 10U" GOLD ON CONTACT/GOLD FLASH ON TAIL
B = 15U" GOLD ON CONTACT/GOLD FLASH ON TAIL
C = 30U" GOLD ON CONTACT/GOLD FLASH ON TAIL
T = BRIGHT TIN
M = MATT TIN
D = GOLD FLASH ON CONTACT/BRIGHT TIN ON TAIL
E = 10U" GOLD ON CONTACT/BRIGHT TIN ON TAIL
F = 15U" GOLD ON CONTACT/BRIGHT TIN ON TAIL
G = 30U" GOLD ON CONTACT/BRIGHT TIN ON TAIL

PACKAGING OPTIONS

3 - TUBE
5 - TUBE & CAP
6 - T & R
8 - T & R & CAP
STANDARD = 3

RECOMMENDED PC BOARD HOLE LAYOUT
(TOLERANCE: ±0.05)

REV.	DATE & DRN
10	17/07/05 - NYW RELEASE
11	29/05/07 - NYW
12	28/05/08 - PN
13	20/02/09 - CHC
	ADD MATT TIN PLATING
	DRAWING MODIFICATION

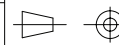
Scale: 4:1

Drawn: CHC

App'd: XXXX

Date: 20 FEB '09

THIRD ANGLE



Title SOCKET

Revision: 1.3

Unstated Tolerances:

X. ± 0.30
X. ± 0.25
XX ± 0.15
XXX ± 0.10

Material

SEE NOTE

NOT TO SCALE

Unit: mm



THIS DRAWING IS CONFIDENTIAL AND MUST NOT BE
COPIED OR DISCLOSED WITHOUT WRITTEN CONSENT

Type: BB02-KZ

BB02-KZ

Drawing Number:

Sheet 1 of 1

Drawing ©

E and O E