

BB02-RP

CUSTOMER PRODUCT SPECIFICATION SHEET

RoHS
Compliant

BB02-RP :- 2.00mm x 2.00mm (0.079" x 0.079") SOCKET DUAL ROW STRAIGHT THROUGH HOLE 06 to 80 CONTACTS

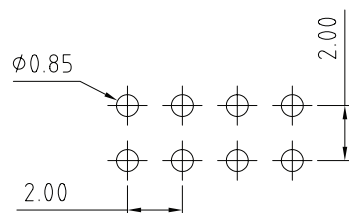
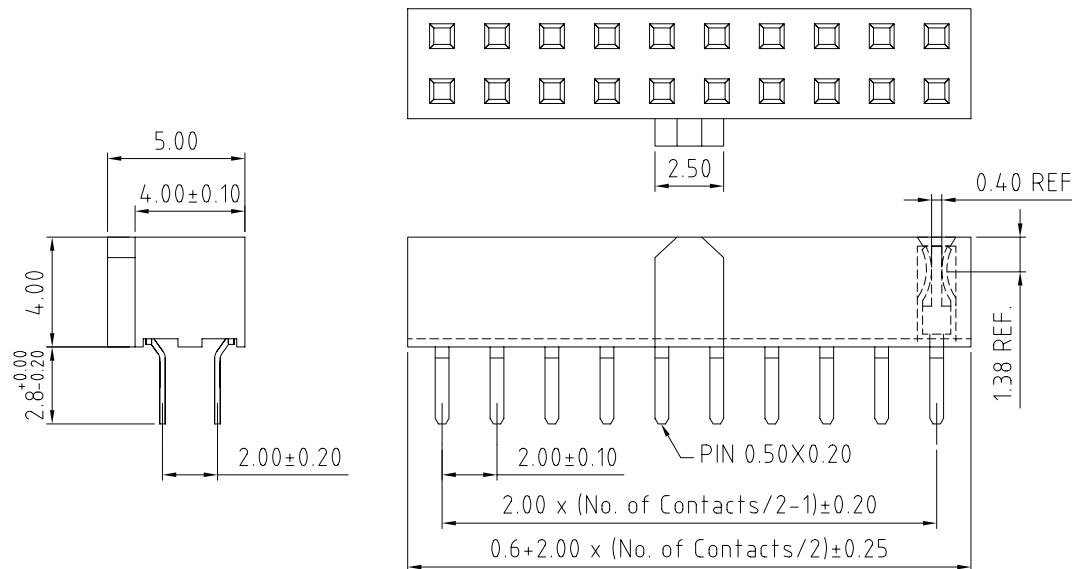
SPECIFICATIONS

CURRENT RATING	2 AMP
INSULATOR RESISTANCE	1000 MEGOHMS MIN.
CONTACT RESISTANCE	20 m ohms MAX.
DIELECTRIC WITHSTANDING	AC 500 V
OPERATING TEMPERATURE	-40°C TO +105°C
CONTACT MATERIAL	PHOSPHOR BRONZE
INSULATOR MATERIAL	POLYESTER,UL 94V-0
	STANDARD:NYLON 6T
PLATING	GOLD, TIN, OR SELECTIVE OVER 30~50U" NICKEL
SOLDERABILITY	IR REFLOW: 260°C FOR 10 SEC
	WAVE: 230°C FOR 5-10 SEC
	MANNUAL SOLDER: 350°C FOR 3-5 SEC

NOTES:

1. RECOMMENDED MATING PIN LENGTH: 4.0MM.

MATES WITH :-	BB02-FA	BB02-FS
	BB02-FD	BB02-FT
	BB02-FE	BB02-FU
	BB02-FG	BB02-FY
	BB02-FP	BB02-FZ
	BB02-FQ	BB02-RH
	BB02-FR	BB02-RN

RECOMMENDED PC BOARD HOLE LAYOUT
(TOLERANCE: ±0.05)

HOW TO ORDER

B	B	0	2	-	R	P	X	X	2	-	X	0	X	-	0	0	0	0	0	0
NO. OF CONTACTS				CONTACT PLATING OPTIONS							PACKAGING OPTIONS									
06 TO 80				K = GOLD FLASH (STANDARD)							3 - TUBE									
				A = 10U" GOLD ON CONTACT/GOLD FLASH ON TAIL							4 - TUBE & FILM									
				B = 15U" GOLD ON CONTACT/GOLD FLASH ON TAIL							5 - TUBE & CAP									
				C = 30U" GOLD ON CONTACT/GOLD FLASH ON TAIL																
				T = BRIGHT TIN																
				M = MATT TIN																
				D = GOLD FLASH ON CONTACT/BRIGHT TIN ON TAIL																
				E = 10U" GOLD ON CONTACT/BRIGHT TIN ON TAIL																
				F = 15U" GOLD ON CONTACT/BRIGHT TIN ON TAIL																
				G = 30U" GOLD ON CONTACT/BRIGHT TIN ON TAIL																

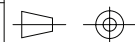
Scale: 5:1

Drawn: CHC

App'd: XXXX

Date: 19 MAY '09

THIRD ANGLE



Title SOCKET

Revision 1.0

Unstated Tolerances:

X. ± 0.30
X. ± 0.25
.XX ± 0.15
.XXX ± 0.10Material
SEE NOTE

NOT TO SCALE

Unit: mm

THIS DRAWING IS CONFIDENTIAL AND MUST NOT BE
COPIED OR DISCLOSED WITHOUT WRITTEN CONSENT

Type: BB02-RP

BB02-RP

Drawing Number:

Sheet 1 of 1

Drawing © E and O E