

BB02-RR

CUSTOMER PRODUCT SPECIFICATION SHEET

RoHS
Compliant

BB02-RR :-2.00mm x 2.00mm (0.079" x 0.079") HEADER, THROUGH HOLE, TRIPLE ROW, STRAIGHT OR RIGHT ANGLE - 06 to 120 CONTACTS

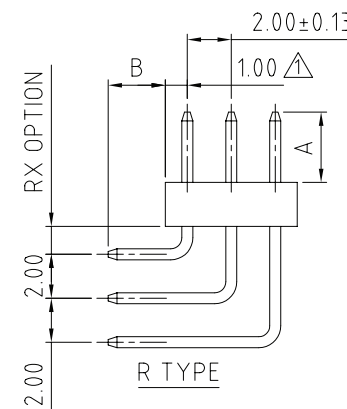
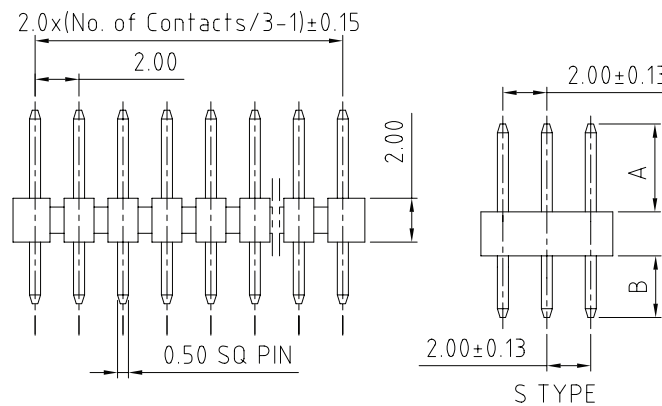
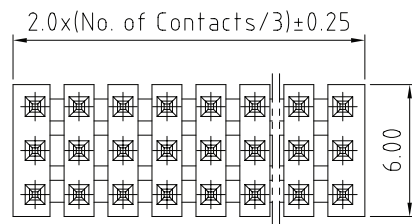
SPECIFICATIONS :

CURRENT RATING 2 AMP
INSULATOR RESISTANCE 1000 MEGOHMS MIN.
CONTACT RESISTANCE 20m ohms MAX.
DIELECTRIC WITHSTANDING AC 500 V
OPERATING TEMPREATURE -55°C TO +105°C
CONTACT MATERIAL PHOSPHOR BRONZE
INSULATOR MATERIAL THERMOPLASTIC, UL 94V-0
STANDARD: LCP
PLATING GOLD, TIN OR SELECTIVE OVER 30-50U" NICKEL
SOLDERABILITY IR REFLOW: 280°C FOR 10 SEC
WAVE: 250°C FOR 5-10 SEC
MANNUAL SOLDER: 380°C FOR 3-5 SEC

MATES WITH: - BB02-RQ

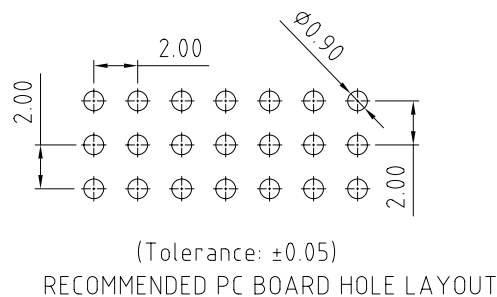
NOTES:

1. PACKED IN BOX.



HOW TO ORDER

B B 0 2 - R R X X 1 - X 0 1 - X X X X X X



NO. OF CONTACTS
09 to 99
102 Contacts = A2
105 Contacts = A5
108 Contacts = A8
111 Contacts = B1
114 Contacts = B4
117 Contacts = B7
120 Contacts = C0

CONTACT PLATING OPTIONS

K = GOLD FLASH (STANDARD)
A = 10U" GOLD ON CONTACT/GOLD FLASH ON TAIL
B = 15U" GOLD ON CONTACT/GOLD FLASH ON TAIL
C = 30U" GOLD ON CONTACT/GOLD FLASH ON TAIL
T = BRIGHT TIN
M = MATT TIN
D = GOLD FLASH ON CONTACT/BRIGHT TIN ON TAIL
E = 10U" GOLD ON CONTACT/BRIGHT TIN ON TAIL
F = 15U" GOLD ON CONTACT/BRIGHT TIN ON TAIL
G = 30U" GOLD ON CONTACT/BRIGHT TIN ON TAIL

PIN LENGTH A (1/10mm)
PLEASE SPECIFY PIN
LENGTH REQUIRED
I.E. 4.0mm = 40
STANDARD = 40
TOL. ±0.25mm

PIN LENGTH B (1/10mm)
PLEASE SPECIFY PIN
LENGTH REQUIRED
I.E. 2.8mm = 28
STANDARD = 28
TOL. ±0.25mm

CONNECTOR TYPE
S0 = STRAIGHT
R0 = RIGHT ANGLE 1.27mm
(CUSTOM LENGTH AVAILABLE.)

REV. DATE & DRN
10 05/06/05-NYW RELEASE
11 03/10/09 - NYW
ADD DIMENSION

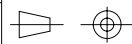
Scale: 4:1

Drawn: NYW

App'd: XXX

Date: 3 NOV '09

THIRD ANGLE



Title SOCKET

Revision: 1.1

Unstated Tolerances:
X ± 0.30
X ± 0.25
XX ± 0.15
XXX ± 0.10

Material
SEE NOTE

NOT TO SCALE

Unit: mm



THIS DRAWING IS CONFIDENTIAL AND MUST NOT BE
COPIED OR DISCLOSED WITHOUT WRITTEN CONSENT

Type: BB02-RR

BB02-RR

Drawing Number:

Sheet 1 of 1

Drawing © E and O E