

BB02-TK

CUSTOMER PRODUCT SPECIFICATION SHEET

RoHS
Compliant

BB02-TK :- 2.54mm (0.1") PIN HEADER, SINGLE ROW, RIGHT ANGLE, THROUGH HOLE TYPE 02 to 40 CONTACTS

SPECIFICATIONS

CURRENT RATING	3 AMP
VOLTAGE RATING	250V AC/DC
CONTACT RESISTANCE	250m OHMS MAX.
INSULATOR RESISTANCE	5000 MEGOHMS MIN.
DIELECTRIC WITHSTANDING	1000V AC/MINUTE
OPERATING TEMPERATURE	-40°C TO +105°C
CONTACT MATERIAL	BRASS
INSULATOR MATERIAL	THERMOPLASTIC, UL 94V-0
	STANDARD: NYLON 6T

PLATING GOLD, TIN, OR SELECTIVE PLATED OVER 30-50U" NICKEL

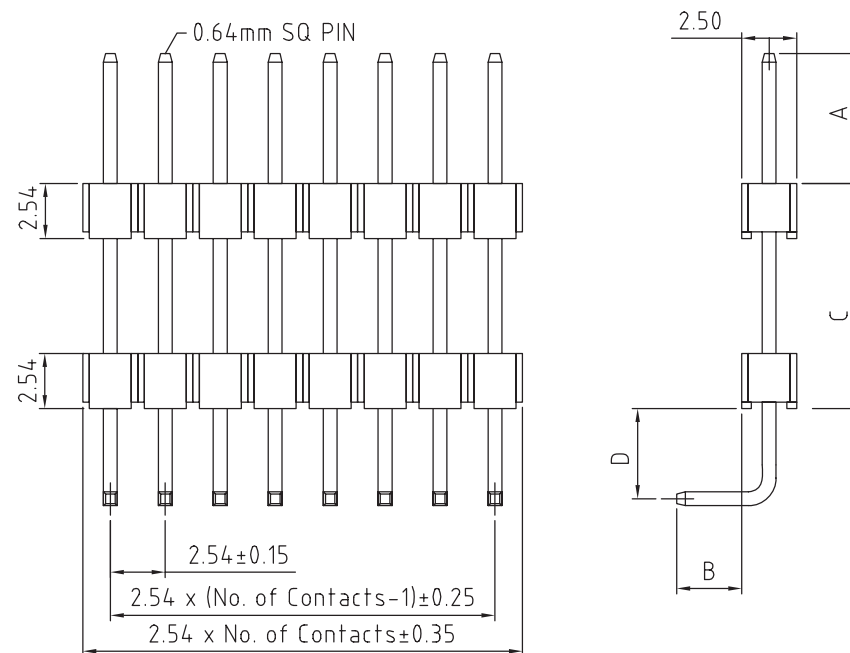
SOLDERABILITY: IR REFLOW: 260°C FOR 10 SEC

WAVE: 230°C FOR 5-10 SEC

MANUAL SOLDER: 350°C FOR 3-5 SEC

PACKED LOOSE IN BAG OR BOX.

MATES WITH :- BB02-JB BB02-JG BB02-JT
BB02-JC BB02-JJ BB02-KR
BB02-JD BB02-JL
BB02-JE BB02-JR
BB02-JF BB02-JS



HOW TO ORDER

B B 0 2 - T K X X 1 - X 0 1 - X X X X X X

NO. OF
CONTACTS
02 to 40

CONTACT PLATING OPTIONS

K = GOLD FLASH (STANDARD)
A = 10U" GOLD ON CONTACT/GOLD FLASH ON TAIL
B = 15U" GOLD ON CONTACT/GOLD FLASH ON TAIL
C = 30U" GOLD ON CONTACT/GOLD FLASH ON TAIL
T = TIN
M = MATT TIN
D = GOLD FLASH ON CONTACT/BRIGHT TIN ON TAIL
E = 10U" GOLD ON CONTACT/BRIGHT TIN ON TAIL
F = 15U" GOLD ON CONTACT/BRIGHT TIN ON TAIL
G = 30U" GOLD ON CONTACT/BRIGHT TIN ON TAIL

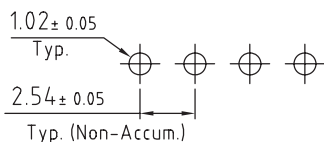
PIN LENGTH A (1/10mm)
SPECIFY PIN LENGTH
STANDARD = 60 = 6.0mm
MINIMUM = 10 = 1.0mm
MAXIMUM = 150 = 15.0mm
TOL.: ±0.25mm

PIN LENGTH C (1/10mm)
SPECIFY PIN LENGTH
MINIMUM = 51 = 5.1mm
TOL.: ±0.25mm

PIN LENGTH B & D OPTIONS:
AA : B = 2.93, D= 5.68
TOL.: ±0.25mm
(CUSTOM LENGTH AVAILABLE)

LONGER PIN LENGTH REQUIRED?

If pin length required is longer than 9.9mm (99),
then use a '/' to separate the numbers.
Example: A=6.0mm, C=15.5mm, B&D=AA, mark as
60 / 155 / AA.



RECOMMENDED PC BOARD HOLE LAYOUT

REV DATE & DRN
10 22/04/'11- NYW RELEASE

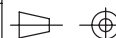
Scale: 4:1

Drawn: NYW

App'd: XXX

Date: 22 APR '11

THIRD ANGLE



Title PIN HEADER

Revision: 1.0

Unstated
X. ± 0.30
.X ± 0.25
.XX ± 0.15
.XXX ± 0.10

Material
SEE NOTE

NOT TO SCALE

Unit mm

THIS DRAWING IS CONFIDENTIAL AND MUST NOT BE
COPIED OR DISCLOSED WITHOUT WRITTEN CONSENT

Type: BB02-TK

BB02-TK

Drawing Number:

Sheet 1 of 1

Drawing © E and O E