

BB02-YP

CUSTOMER PRODUCT SPECIFICATION SHEET

RoHS
Compliant

BB02-YP :- 1.0mm X 1.0mm (0.039" X 0.039") SMD PIN HEADER, DUAL ROW, R/A - 04 TO 30 CONTACTS

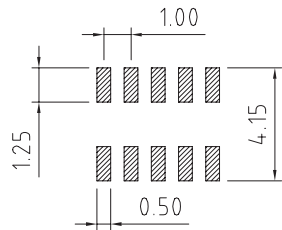
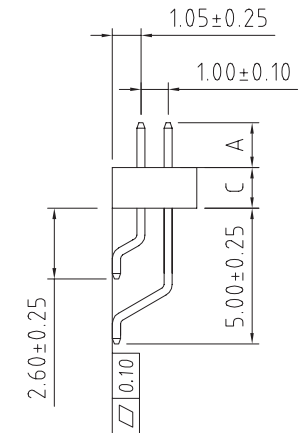
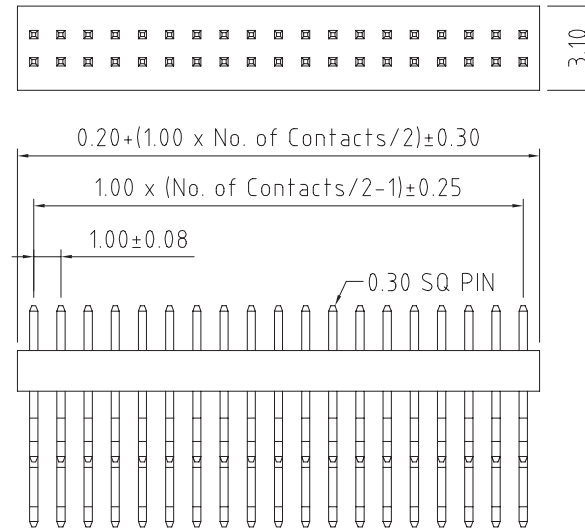
SPECIFICATIONS

CURRENT RATING	1 AMP
INSULATOR RESISTANCE	1000 MEGOHMS MIN.
CONTACTS RESISTANCE	20 m OHMS MAX.
DIELECTRIC WITHSTANDING	AC 300V
OPERATING TEMPERATURE	-40°C TO +105°C
CONTACT MATERIAL	PHOSPHOR BRONZE
INSULATOR MATERIAL	THERMOPLASTIC, UL 94V-0
	STANDARD: LCP
PLATING	GOLD, TIN, OR SELECTIVE OVER 30-50U" NICKEL
SOLDERABILITY	IR REFLOW: 280°C FOR 10 SEC
	MANUAL SOLDER: 380°C FOR 3-5 SEC

NOTES:

1. THE PACKAGING OPTION OF 04 TO 08 CONTACTS IS BOX.

MATES WITH :- BB02-WA

RECOMMENDED PC BOARD SMD LAYOUT
(TOLERANCE: ±0.05)

HOW TO ORDER

B B 0 2 - Y P X X 1 - X X X - X X 0 0 0 0

NO. OF CONTACTS
04 TO 30

CONTACT PLATING OPTIONS

K = GOLD FLASH (STANDARD)
A = 10U" GOLD ON CONTACT/GOLD FLASH ON TAIL
B = 15U" GOLD ON CONTACT/GOLD FLASH ON TAIL
C = 30U" GOLD ON CONTACT/GOLD FLASH ON TAIL
T = BRIGHT TIN
M = MATT TIN
D = GOLD FLASH ON CONTACT/BRIGHT TIN ON TAIL
E = 10U" GOLD ON CONTACT/BRIGHT TIN ON TAIL
F = 15U" GOLD ON CONTACT/BRIGHT TIN ON TAIL
G = 30U" GOLD ON CONTACT/BRIGHT TIN ON TAIL

HEIGHT "C"

A=1.0MM
B=1.2MM
C=1.5MM (STANDARD)

PACKAGING OPTIONS

3 - TUBE (SEE NOTE.1)
6 - T & R
7 - T & R + FILM

PIN LENGTH 'A' (1/10mm)
PLEASE SPECIFY PIN
LENGTH REQUIRED IN mm
I.E. 2.5mm = 25
STANDARD = 1.5
TOL. ±0.25mm

REV. DATE & DRN
1.0 03/07/09 - CHC RELEASE
1.1 14/10/09 - NYW
AMEND SPECIFICATION
1.2 03/08/10 - NYW
AMEND PIN NUMBERS

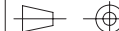
Scale: 5:1

Drawn: CHC

App'd: XXX

Date: 3 AUG '10

THIRD ANGLE



Title PIN HEADER

Revision: 1.2

Unstated Tolerances:

X. ± 0.30
.X ± 0.25
.XX ± 0.15
.XXX ± 0.10

Material

SEE NOTE

NOT TO SCALE

UNIT: mm



THIS DRAWING IS CONFIDENTIAL AND MUST NOT BE
COPIED OR DISCLOSED WITHOUT WRITTEN CONSENT

Type: BB02-YP

BB02-YP

Drawing Number:

Sheet 1 of 1

Drawing ©

E and O E